A photograph of a forest with white-barked trees and a field of yellow and purple flowers. The image is framed by a light green border.

# Mathematics in and out of the Woodshop

The SEM "Mathematics" Series

“Except the Lord  
build the house,  
they labour in vain  
that build it...”

Psalms 127:1

Copyright 1992  
SonLight Education Ministry  
3450 Quail Avenue  
Manly, Iowa 50456  
[www.sonlighteducation.com](http://www.sonlighteducation.com)  
[sonlighteducationministry@gmail.com](mailto:sonlighteducationministry@gmail.com)

Printing permissions  
for personal use only.

# “Mathematics in and Out of the Woodshop”

## Introduction

The Roman government the centurion worked for used their army to build a larger kingdom. Learning about mathematics in the woodshop is designed to build our knowledge, in practical application, of God’s kingdom.

**Kindness** was not often a trait of character found in men who were in the Roman army. That is why the lesson about the centurion is so special. His **kindness** to others and **trustfulness** of Jesus is an example for us to follow. As we work day by day, doing many different chores, we can have traits of **kindness** and **trustfulness** in our characters. In the woodshop we will not only be learning to measure and build, but we will be building character.


*Kindness  
and  
Trustfulness*



# Dictionary of Terms




**Century = 100 men**



**Cohort = 10 x 300 to 600 men**

**Legion = 3,000 to 6,000 men**

**Maniple = 200 men**




The centurion was an officer in the Roman army. These are some of the **words** that describe the Roman army.

- **Century** - A unit of the Roman army, originally consisting of 100 men.
- **Centurion** - An officer commanding a century in the Roman army.
- **Cohort** - One of the 10 divisions of a Roman legion consisting of 300 to 600 men.
- **Legion** - A body of from 3,000 to 6,000 soldiers forming the chief army unit in ancient Rome.
- **Maniple** - A subdivision of the ancient Roman legion, containing about 60 or 120 men.

In the woodshop, there are also some words that describe the work there and the construction of buildings. Jesus grew up in a land occupied by the Roman army. He learned the trade of a carpenter. Jesus knew how to not only build objects but to help people build characters for His kingdom.

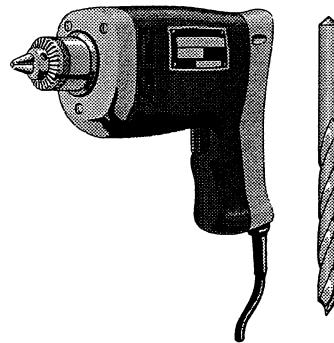
**Words** to describe work in and out of a woodshop are: (Take a walk through the woodshop, a building supply store, or a building site and point out each item to the young student.)

- Blueprints - Drawings by an architect of plans for building a building, furniture, etc. The Bible is our blueprint as it shows us how to build a beautiful temple for God to dwell in.
- Carpenter - A workman who builds or repairs wooden structures. Jesus came to repair the lives of people like the centurion.




- Carpenter's Pencil - A flat pencil for marking measurements, where to cut, drill, etc.

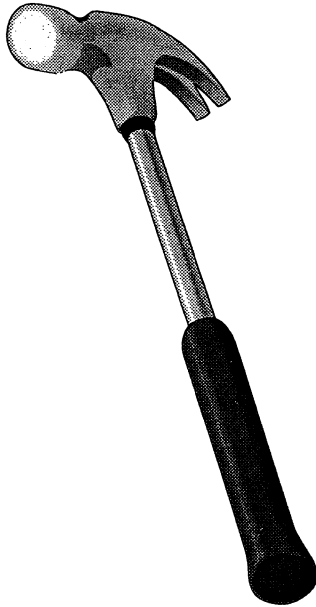
- Cement - A powder that is produced basically from compounds of aluminum, calcium, silicon, and iron heated together then ground, and when combined with water hardens into a mass and is used in mortar and concrete. **Kindness** cements hearts together.



- Drill - A tool for making holes in hard substances. Some drills are powered by hand and others by electricity. **Kindness** is like a drill that can make an opening for God in a stony heart.





- Hammer - A tool with a head fastened crosswise to a handle and used for driving nails. The words of Christ drive the truth home to our hearts.



- Maintenance - The upkeep or repair of something, and keeping it in good working order. Maintaining **trust** in God's Word helps to keep our spiritual life in good working order.

- Partition - The supporting structure of indoor walls between rooms. *"For he is our peace, who hath made both one, and hath broken down the middle wall of partition between us;"* (Ephesians 2:14) He was breaking down the wall the Jews had erected between themselves and the Romans.

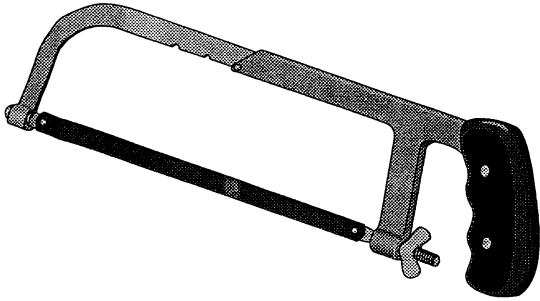
- Plane - A tool for smoothing wood. **Kindness** in everyday life makes life's rough spots so much smoother.



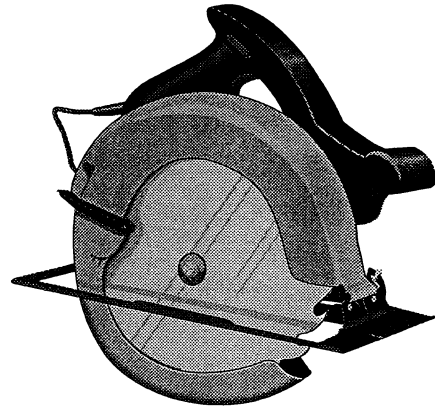
**Cross-cut  
Saw**

- Saw - A tool with a tooth-edged blade for cutting hard materials. Some saws are man-powered and others are powered by electricity.


**Hacksaw**



**Circular Saw**



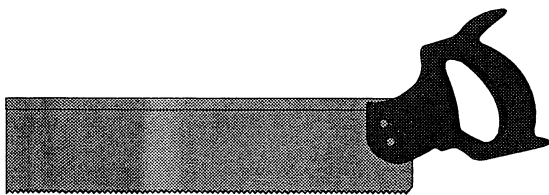
**Rip Saw**



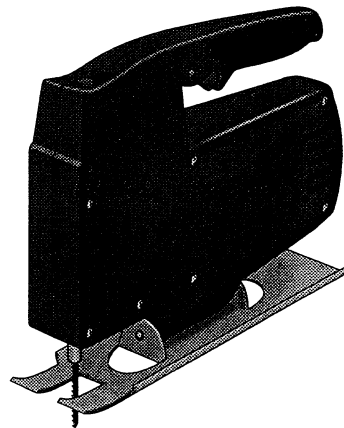
**Table Saw**



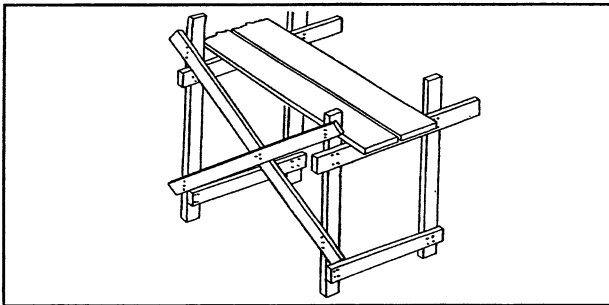
**Backsaw**



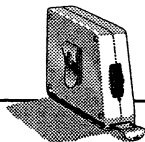
**Jig Saw**



- **Scaffold** - An elevated platform built as a support for workmen and their tools and materials to stand on while working in high places. The bier carrying the deceased son of the widow of Nain was like a scaffold for Jesus on which to perform His mighty work of resurrection from the dead.



- **Screwdriver** - A tool used for turning screws.
- **Subfloor** - The supporting structure under a floor. The centurion was like a sub floor because he supported the Jewish Synagogue with his money. He was **trustworthy**.
- **Tape Measure** - A tape measured off in inches or centimeters and used for measuring. "You can help such as need help; but you must lay down your measuring tape, for that is not for you to use. One who is unerring in judgement, who understands the weakness of our fallen, corrupt natures, holds the standard himself." (2T 438-439)



Some **terms** we need to learn this week in our Bible lesson concerning the building of character are:

- **Kindness** - goodwill; benevolence, that temper or disposition which delights in contributing to the happiness of others, which is exercised cheerfully in gratifying their wishes, supplying their wants or alleviating their distresses; charity; hospitality, attentions to the wants of others.
- **Trustfulness** - confidence; a reliance on the character, strength, or truth, or other sound principle of another person.

*"And to godliness  
brotherly kindness;  
and to brotherly kindness  
charity."*

*II Peter 1:7*

*"Trust in the Lord  
with all thine heart;  
and learn not unto thine  
own understanding."*

*Proverbs 3:5*



Other **tradesman** that work with carpenters on a building site are:

- **Bricklayer** - A person who builds or paves with bricks. *"...Ye also are builded together for an habitation of God through the Spirit."* (Ephesians 2:22)
- **Draftsman or Architect** - A person who draws plans for buildings. "We cannot always see His plans; we must wait patiently their unfolding and not mar and destroy them." (5T 348)
- **Electrician** - A person who in stalls, operates, or repairs electrical wires and equipment. Jesus was trying to repair the Jewish elders' connection with the heavenly current. "As a man He supplicated the throne of God till His humanity was charged with a heavenly current that should connect humanity with divinity." (DA 363)

- **Mason** - A person who builds or works with stone, brick or cement. *"Now therefore ye are no more strangers and foreigners, but fellow citizens with the saints, and of the household of God; And are built upon the foundation of the apostles and prophets, Jesus Christ himself being the chief corner stone."*
- **Plumber** - A person who in stalls or repairs pipes, fittings, and fixtures involved in the supply and use of water in a building. Jesus came to make His people conduits of the *"Water of Life."* *"He that believeth on me, as the scripture hath said, out of his belly shall flow rivers of living water."* (John 7:38)

Let your student observe each of the above professions.


Christ worked with many **different people** in His trade of character building. Some we learned of this week are:

- **Centurion** - An officer commanding a century in the Roman army.
- **Jewish elders** - Leaders of the Jewish church.

- **Widow** - A woman who lost her husband and whose son died and was resurrected.
- **Widow's Son** - The son of the widow, who died and was resurrected.

## Types of Carpenters

- **Apprentice** - A person who is learning a trade, art, or calling by practical experience under a skilled worker. Jesus' disciples were also apprentices under the **kind** instruction of the Master Builder.
- **Cabinet Makers** - Are skilled carpenters that make cabinets and furniture. Jesus trained many workers to be skilled character builders.
- **Finish Carpenter** - A carpenter who hangs doors, installs window frames, lays wooden floors, and installs cabinets. These are like the disciples who did a lot of finish work that Jesus began. *"In whom all the building fitly framed together groweth unto an holy temple in the Lord."* (Ephesians 2:21)
- **Joiners** - Carpenters who join together pieces of wood to make stairs, tabletops, and other items. They do especially precise and complicated work. Jesus is like the joiner. He did especially precise and complicated work, like calling to life the Widow's son. He joined mother and son together once again in a joyful reunion.
- **Journeyman** - A worker who has learned a trade and usually works for another person by the day. The disciples were journeymen working for the Master Builder.
- **Maintenance Carpenter** - Keeps buildings and equipment in repair. Maintenance carpenters do both rough and finish work. The Holy Spirit is like the maintenance carpenter; reminding, beginning, and constructing. *"Being confident (trusting) of this very thing, that He which hath begun a good work in you will perform it until the day of Jesus Christ:"* (Philippians 1:6)
- **Rough Carpenter** - A carpenter who frames buildings, does partitions and subfloors. These are like John the Baptist who began the work of character building that prepared the people to receive Christ when He came.



**Needle-Nose  
Pliers**

# Steps in Building a House

**1) excavating the land**

*“Prepare ye the way of the Lord...Every valley shall be filled and every mountain and hill shall be brought low.” (Luke 3:4-5)*

**2) building forms for cement work**

*“But God be thanked, that ye were the servants of sin, but ye have obeyed from the heart that form of doctrine which was delivered you.” (Romans 6:17)*

**3) pouring the foundation**

*“For other Foundation can no man lay than that is laid, which is Jesus Christ.” (I Corinthians 3:11)*

**4) framing**

*“In whom all the building fitly framed together groweth unto an holy temple in the Lord;” (Ephesians 2:21)*

**5) electrical, plumbing, septic tank**

*“Therefore with joy shall ye draw water out of the wells of salvation.” (Isaiah 12:3)*

**6) sheet rocking/painting**

*“And he built the walls of the house within with boards of cedar...” (I Kings 6:4)*

**7) finish work - doors, windows, trim, etc.**

*“And for the house he made windows of narrow lights.” (I Kings 6:4)*

**8) cabinets, closets**

*“But thou, when thou prayest, enter into thy closet, and when thou hast shut thy door, pray to thy father which is in secret.” (Matthew 6:6)*

**9) floor covering**

*“...he...covered the floor of the house with planks of fir.” (I Kings 6:15)*

**10) siding**

*“So he built the house, and finished it; and covered the house with beams and boards of cedar.” (I Kings 6:9)*

**11) landscaping**

*“And they shall say, this land that was desolate is become like the garden of Eden;” (Ezekiel 36:35)*

## Steps in Building a Godly Character

*“Whereby are given unto us exceeding great and precious promises: that by these ye might be partakers of the divine nature, having escaped the corruption that is in the world through lust.*

*“And beside this, giving all diligence, add to your faith virtue; and to virtue knowledge;*

*“And to knowledge temperance; and to temperance patience; and to patience godliness;*

*“And to godliness brotherly kindness; and to brotherly kindness charity.*

*“For if these things be in you, and abound, they make you that ye shall neither be barren nor unfruitful in the knowledge of our Lord Jesus Christ.*

*“But he that lacketh these things is blind, and cannot see afar off, and hath forgotten that he was purged from his old sins.*

*“Wherefore the rather, brethren, give diligence to make your calling and election sure: for if ye do these things, ye shall never fall:*

*“For so an entrance shall be ministered unto you abundantly into the everlasting kingdom of our Lord and Saviour Jesus Christ.”*

(II Peter 1:4-11)

### Assignment for Place III

Write a description of each step in house building and character building. Use your encyclopedia, dictionary, concordance and other resource books.

**8.** Charity

**7.** Kindness

**6.** Godliness

**5.** Patience

**4.** Temperance

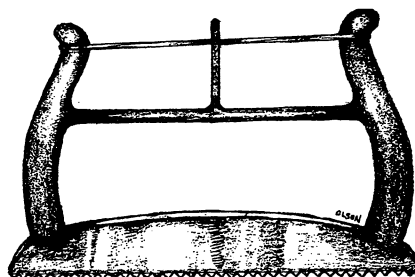
**3.** Knowledge

**2.** Virtue

**1.** Faith

# Carpentry in Bible Times


## Jesus the Carpenter



“Jesus lived in a peasant’s home, and faithfully and cheerfully acted His part in bearing the burdens of the household. He had been the Commander of heaven, and angels had delighted to fulfill His word; now He was a willing servant, a loving, obedient son. He learned a trade, and with His own hands worked in the **carpenter’s** shop with Joseph. In the simple garb of a common laborer He walked the streets of the little town, going to and returning from His humble work. He did not employ His divine power to lessen His burdens or to lighten His toil.

“As Jesus worked in childhood and youth, mind and body were developed. He did not use His physical powers recklessly, but in such a way as to keep them in health, that He might do the best work in every line. He was not willing to be defective, even in the handling of tools. He was perfect as a workman, as He was perfect in character. By His own example He taught that it is our duty to be industrious, that our work should be performed with exactness


and thoroughness, and that such labor is honorable. The exercise that teaches the hands to be useful and trains the young to bear their share of life’s burdens gives physical strength, and develops every faculty. All should find something to do that will be beneficial to themselves and helpful to others. God appointed work as a blessing, and only the diligent worker finds the true glory and joy of life. The approval of God rests with loving assurance upon children and youth who cheerfully take their part in the duties of the household, sharing the burdens of father and mother. Such children will go out from the home to be useful members of society.” (DA 72)



“Jesus is our example. There are many who dwell with interest upon the period of His public ministry, while they pass unnoticed the teaching of His early years. But it is in His home life that He is the pattern for all children and youth. The Saviour condescended to poverty, that He might teach how closely we in a humble lot may walk with God. He lived to please, honor, and glorify His Father in the common things of life. His work began in consecrating the lowly trade of the craftsmen who toil for their daily bread. He was doing God’s service just as much when laboring at the **carpenter’s** bench as when working miracles for the multitude. And every youth who follows Christ’s example of faithfulness and obedience in His lowly home may claim those words spoken of Him by the Father through the Holy Spirit, ‘Behold My Servant, whom I uphold; Mine Elect, in whom My soul delighteth.’ Isaiah 42:1”  
(DA 74)

## In a Carpenter’s Shop


A carpenter had to acquire his own wood for his shop. A tree would be cut down and sawn up for use. (see Isaiah 44:14) A large bronze saw was used to cut boards. Other workers were needed to help saw the boards. Jesus the Master Carpenter called His disciples to help Him as He helped people build characters. Most trees in Palestine did not have the opportunity to grow very tall because of war and being used for building, etc. The Jewish leaders did not teach the people how to grow up in character development. *“But grow in grace, and in the knowledge of our Lord and Saviour Jesus Christ. To Him be glory both now and for ever. Amen. (II Peter 3:18) “...That they might be called trees of righteousness, the planting of the Lord, that he might be glorified.” (Isaiah 61:3)*



## Two Kinds of Carpentry

To be a carpenter, one must be strong with endurance and be skillful in wood working. The centurion was strong in faith and Jesus said of him: *“Verily I say unto you, I have not found so great faith, no, not in Israel.”* (Matthew 8:10)

There were two kinds of carpenter’s work - building structures and also making small items, like a stool or table. Jesus was building the structure of his church and he was also making instruments for service out of his followers.



house




table



stool

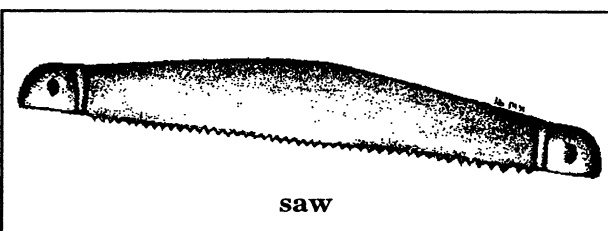
## Building

Roofs were usually made by laying timber beams from wall to wall. *“So he built the house and finished it; and covered the house with beams and boards of cedar.”* (I Kings 6:9) The gaps were filled in with matting and then plastered with mud. The carpenter cut down the trees and cut the logs so they could be used as beams. We too must die to self before we can be used in service. An adze was used for shaping wood and a saw was used to cut lengths. *“Therefore have I hewed them by the prophets;”* (Hosea 6:5) Both ways were very hard work. Building character is one of the hardest and nicest jobs.



axe

Ax heads were made from bronze (later iron) and were tied (lashed) to a shaft. Sometimes, due to bluntness of the edge and poor lashing, the head came off the shaft. (see II Kings 6:5) The Lord never uses dull tools on his people. *“For the word of God is...sharper than any two-edged sword...”* (Hebrews 4:12) Saw blades were made from ribbon flints. They were set into a wooden frame. (see Isaiah 41:15)



saw

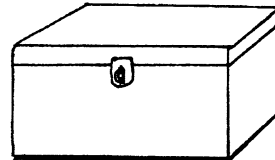
Some of the projects the carpenter made for homes were doors, door frames, window lattices, locks, dishes, and chests. A skilled craftsman used a bow-lathe to make decorative spindles, bowls and other items. The wood was turned by a leather strap pulled back and forth by a bow. This would cut the turning wood. He made for farmers: yokes, ploughs, shovels, carts, and winnowing forks. Jesus has made a yoke for you today. *“Take my yoke upon you...and ye shall find rest unto your souls, For my yoke is easy, and my burden is light.”* (Matthew 11:28-30) The wood used for farmer’s tools was mainly mulberry, and for joining, they used woods like cedar, cypress, oak, ash, and acacia.

## *Tools for Character Building*

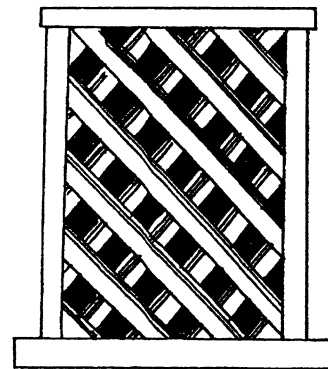
A carpenter had to be skilled to make the above items with such crude tools. In each generation, God, in **kindness**, has provided man with more tools for character building—Bibles, concordances, history books, and many others. There will be no excuse in the day of judgment for not completing the work of character development.



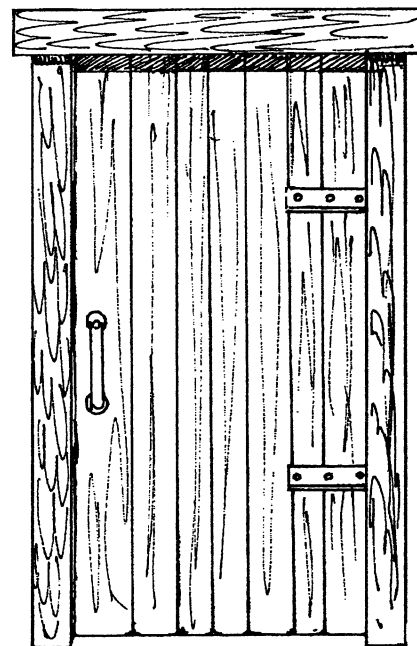
dish



chest



window lattice



wood door and frame



## Carpentry Today

Today, carpentry is somewhat different than in Bible times. A carpenter today builds and repairs structures with more sophisticated tools. They also design and make cabinets, furniture, and other items. Mostly wood is used in carpentry but some metals and plastics may be used.

Carpenters need to understand how to read blueprints (Bible) or scale drawings. They must also know how to use tools like: chisels, hammers, planes, and power tools, like drills and saws. Some carpenters use pneumatic tools which are run by compressed air. Some of these tools are air drills and pneumatic nailers. These powerful compressed air tools can remind us of the mighty work God plans to do in these last days through a Spirit-filled remnant.

### *Rough and Finish Carpenters*

There are two basic types of carpenters, rough and finish. Rough carpenters frame, lay the subfloor,

and put siding on structures. They do other exterior work, like putting shingles on the roof. When the rough carpenters finish their work, the finish carpenters come in to frame doors and windows, apply wood trim, install paneling, and lay hardwood floors. In character building there are those who lay the framework and those who add some finishing touches find the sincere seeker (tree) and those who help shape the character, maybe like the two kinds of carpenters. Each work is very important.

Some finish carpenters design and make cabinets, furniture and other items. They may work for themselves, another shop, a furniture manufacturer, or a company that makes wooden doors, wooden window frames, and moldings. The Holy Spirit does the final finish work of character development in the carpentry work for the heavenly Father. *"...He would also finish in you the same grace also."* (II Corinthians 8:6)

Some carpenters learn their trade from their fathers like Jesus did from His earthly father. He bids us *"learn of me."* (Matthew 11:29) Others get on-the-job training, while still others attend a technical or vocational school. There are some four-year apprenticeship programs.

# Projects

Use one of the projects from the book,  
*Easy Carpentry Projects for Children*, and follow these steps.

## Steps in a Building Project:

1) Plan - look the blueprint over. "When Moses was about to build the sanctuary as a dwelling place for God, he was directed to make all things according to the pattern shown him in the mount... So to Israel, whom He desired to make His dwelling place, He had revealed His glorious ideal of character. The pattern was shown them in the mount when the law was given from Sinai..." (DA 208)

2) Make a list of items needed and purchase what you do not have - be sure you have the correct amount of wood. "*For which of you, intending to build a tower, sitteth not down first, and counteth the cost, whether he have sufficient to finish it.*" (Luke 14:28)

3) Cut out each piece as described in the blueprint - be sure to measure correctly. "*...and let them measure the pattern.*" (Ezekiel 43:10)

## Steps in Building Character

*"...Ye are God's building,"*  
(I Corinthians 3:9)

1) See truth - Listen to the Holy Spirit's wooing. (see *Steps to Christ*, pages 9 - 22)

2) See the great need in one's life - (justification) and go to Christ to obtain what is needed. "*I counsel thee to buy of me...*" (see *Steps to Christ*, pages 23 - 56)

3) Measure and cut out sin. Bearing the cross cuts self away from the character.

4) Drilling - to join or fasten together. In character building terms, to drill means to teach and train by repeated exercise or acts.

5) Fastening - putting the project together. *"And I will fasten him as a nail in a sure place;"* (Isaiah 22:23)

6) Sanding and finishing your project. *"...And the rough ways shall be made smooth."* (Luke 3:5)

4) Drill and join together with God. *"But he that is joined unto the Lord is one spirit."* (I Corinthians 6:17)

5) Sanctification.  
(see *Steps to Christ* 57 - 114)

6) Glorification.  
(see *Steps to Christ* 115 - 126)

## Build a Solid Structure



*For what is a man profited,  
if he shall gain the whole world,  
and lose his own soul?  
or what shall a man give  
in exchange for his soul?*

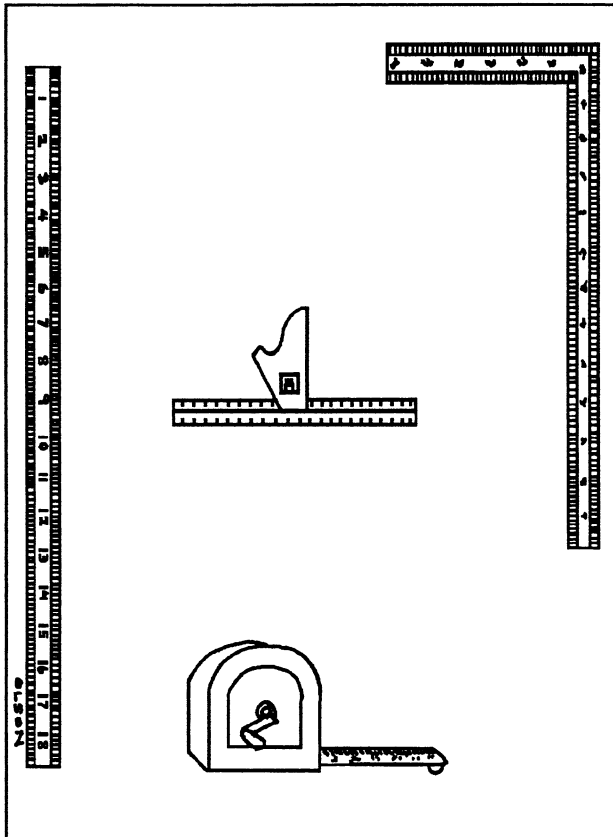
*Matthew 16:26*

## 1. Plan

By reading your **plans** (purpose), counseling and thinking it through you will save yourself mistakes, time and materials. Use your scale drawing to get the exact measurements of your project. Use your tape measure to determine how much wood you will need. Do more than one project if you have time.

*“Every purpose is established by counsel.”* (Proverbs 20:18)

## Measuring Tools



## 2. List/Buy

Make a **list** of the materials you need to purchase. (The student needs to have the experience of **buying** the materials himself.)

*“I counsel thee to **buy** of me gold tried in the fire, that thou mayest be rich; and white raiment, that thou mayest be clothed, and that the shame of thy nakedness do not appear; and anoint thine eyes with eyesalve, that thou mayest see.”* (Revelation 3:18)

## 3. Cutting

Mark your wood to exact size using your measuring tools. Use your **cutting** tools to **cut** your wood. If you are old enough you can use a power saw, if not, use a hand saw. Two familiar handsaws are the cross-cut saw and the rip saw. The crosscut saws across the grain of the wood, and the rip saw **cuts** with the grain. With power tools you can do a more accurate job than with hand tools. *“Even for this same purpose have I raised thee up, that I might show my power in thee,”* (Romans 9:17) Power saws that **cut** curves have a thin blade, like a jigsaw and saber saw.

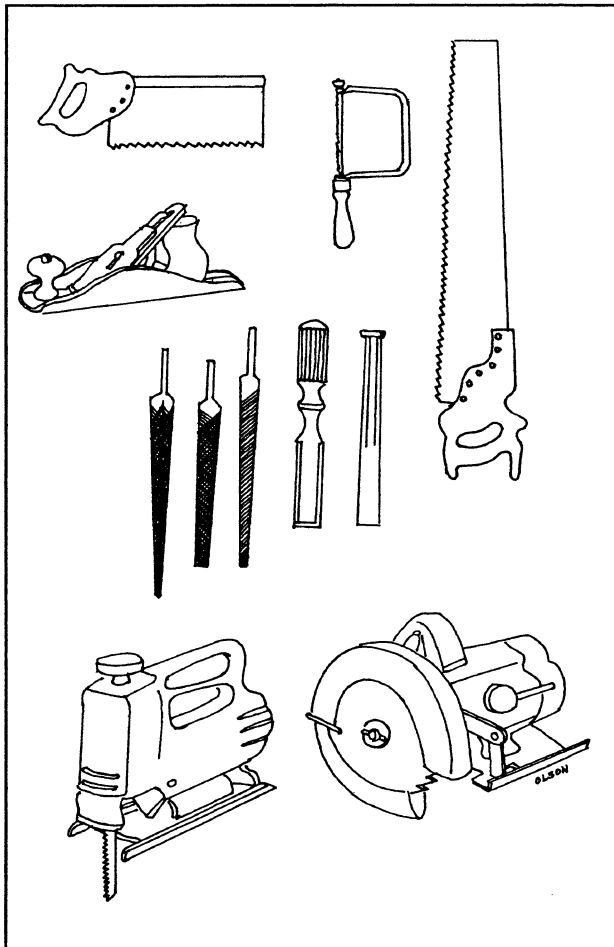
*“Blessed is he  
whose transgression  
is forgiven,  
whose sin is covered.  
“Blessed is the man  
unto whom the Lord  
imputeth not iniquity,  
and in whose spirit  
there is no guile.”  
Psalm 32:2*

## 4. Drilling Tools

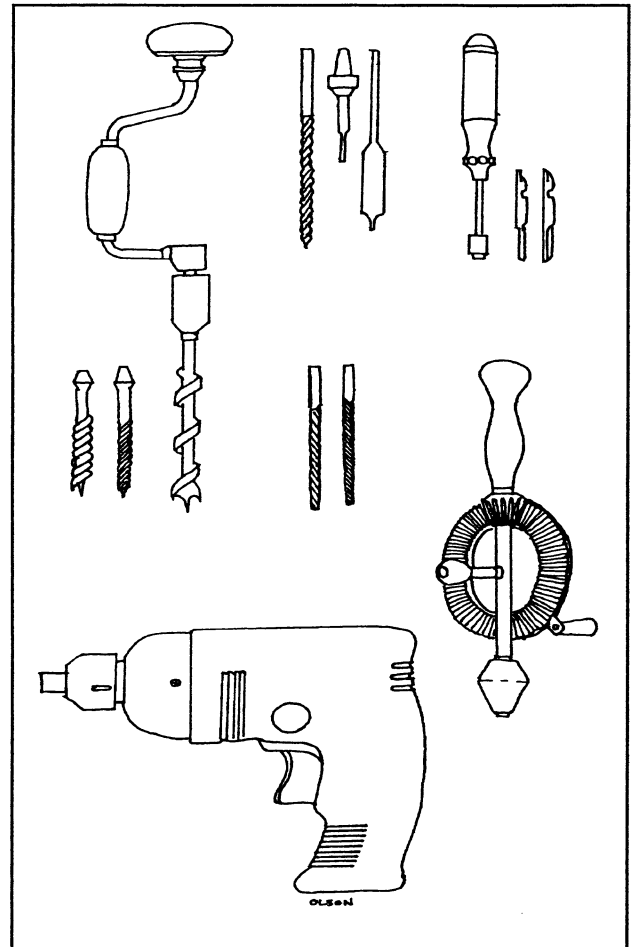
You may need to use hinges or screws in your project. There are hand **drills** and power **drills** with bits to make the size of holes you need.

*“He that covereth his sins shall not prosper: but whoso confesseth and forsaketh them shall have mercy.” (Proverbs 28:13)*


## Cutting Tools



## Drilling Tools



## 5. Fastening



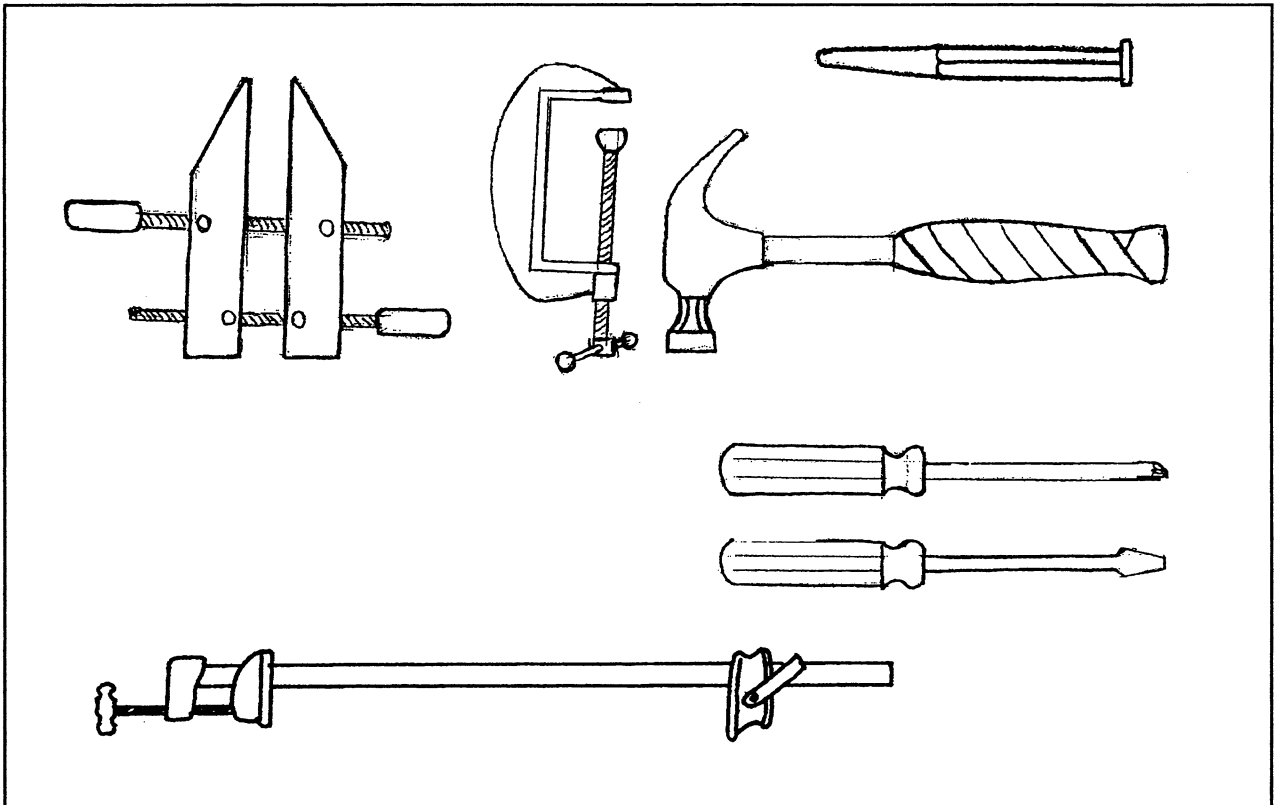
Sections of wood can be **fastened** together with screws, nails, or adhesives. Hammers and screwdrivers, or vises will be needed (if adhesives are used). *“Is not My word...like a hammer?”* (Jeremiah 23:29) *“...and he fastened it with nails, that it should not be moved.”* (Isaiah 41:7)

Gluing is an old reliable method of **fastening** sections of wood together. Wood glue can be put on the wood pieces and then clamps

to hold it together until it dries. The length of time depends on the temperature, kind of wood, and type of glue. Twelve hours is a good length of time to keep the clamps on. The glue can remind you that *“there is a friend that sticketh closer than a brother.”* (Proverbs 18:24) Jesus is that friend.

*“I delight to do thy will, O my God: yea, thy law is within my heart.”* (Psalm 40:8)

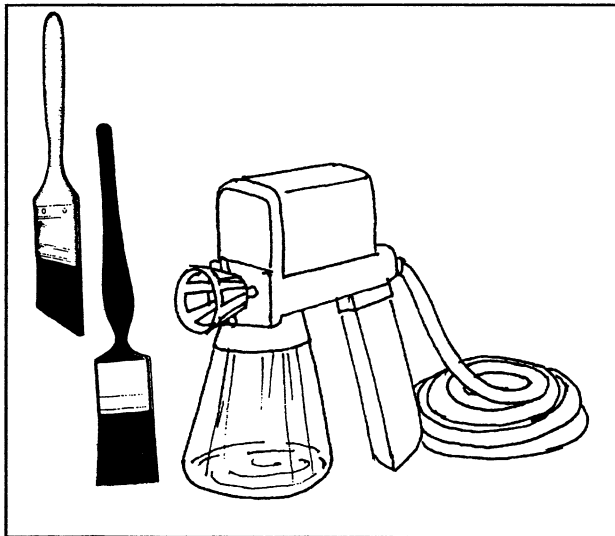
## Fastening Tools



## 6. Sanding and Finishing

**Sanding** removes marks on the wood's surface making it smooth for **finishing**. Sandpaper is like the small grains of irritation that are frequently applied by the Heavenly Carpenter to our characters to help us develop patience which does so much to make life go smoother for us and everyone around us.


The project can be stained or painted. A stain dyes the wood without covering up the wood grain. *"The Lord of hosts hath purposed it, to stain the pride of all glory,"* (Isaiah 23:9) Paint covers the grain of the wood and has its own color. *"Thou hast forgiven the iniquity of thy people, thou hast covered all their sin."* (Psalm 85:2) Varnish, shellac, and lacquer add a hard, glossy transparent **finish**.



*"Then shall the King say unto them on his right hand, Come, ye blessed of my Father, inherit the kingdom prepared for you from the foundation of the world."* (Matthew 25:34)

"We are to be growing Christians, growing up in *'the knowledge of the Son of God, unto a perfect man, unto the measure of the stature of the fullness of Christ.'* We are to be living stones in the temple of God; and now we must endure the hewing, the chiseling, the squaring of the Master - Builder, until all roughness is removed, and our characters are polished and perfected for the heavenly building." (2ST 195)

### Sanding and Finishing Tools



## Care of Tools


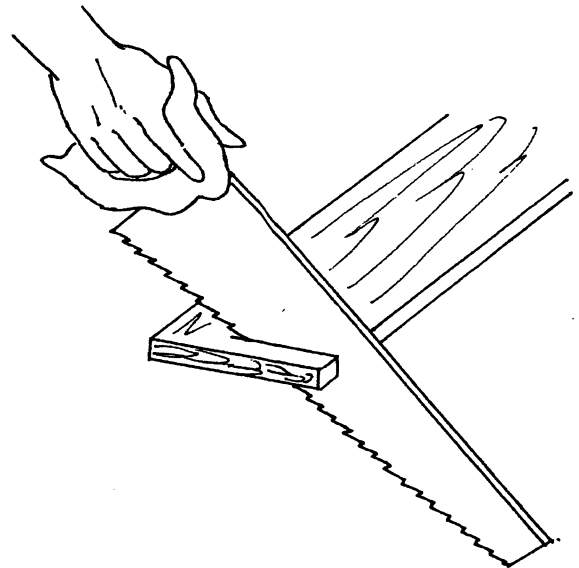
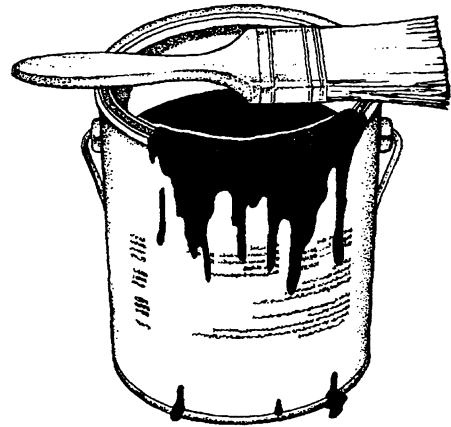
Tools can be safe when used correctly. Use the right tool for the right job, keeping them clean and sharp. God uses different people to do different jobs like we select certain tools for specific reasons. When using extra pressure on a dull tool, injury could result if it slips.

Put wood in a vise or clamps whenever possible to have both hands free to use the tool. The vise holds the wood in place so it does not slip and it can remind us of God. *“Hold up my goings in thy paths, that my footsteps slip not.”* (Psalm 17:5) Keep the floor clean of sawdust and pieces of lumber that could cause one to slip, or start a fire.

Hold a power tool until all parts quit moving. Never go away leaving power tools running.


Remember, “He (Jesus) was not willing to be defective, even in the handling of tools. He was perfect as a workman, as He was perfect in character.” (DA 72) You can be like Him!

*Perfect*





# Wood



Carpenters classify **wood** as hardwood or softwood. Most hardwood comes from deciduous trees. Most softwood comes from coniferous trees. This does not determine the hardness or softness of the **wood's** surface. It has other characteristic qualities for the carpenter that make them a good choice for certain projects.

Hardwoods have beautiful grain patterns to be used for furniture and cabinets. Some hardwoods are birch, mahogany, maple, oak, and walnut. Olive wood is hard and was used in Solomon's temple for the doors and posts and the cherubims in the Most Holy Place. (See I Kings 6:23)

Softwoods are easy to saw, plane, chisel, or bore. They are used for framing. Some softwoods are used for woodworking and for making furniture, like white pine, and red cedar. King Solomon used cedars from Lebanon in building the magnificent Temple at Jerusalem. After this **wood** is cut it diffuses a perpetual fragrance. In speaking of Israel, Hosea declares that their fragrance shall be as a cedar of Lebanon. (Hosea 14:5-6)


Either hardwood or softwood can be used to make plywood. Plywood has many thin layers of wood glued together. The many layers laminated together give it added strength. There is great strength in church fellowship where Christians are bonded together with love. Plywood is used for many purposes, like walls on the outside of a building.

The many kinds of **wood** remind us of the many personalities of people. Jesus, in **kindness**, worked with all people, but in different ways. Notice how he dealt with the centurion, the Jewish leaders, and the widow.

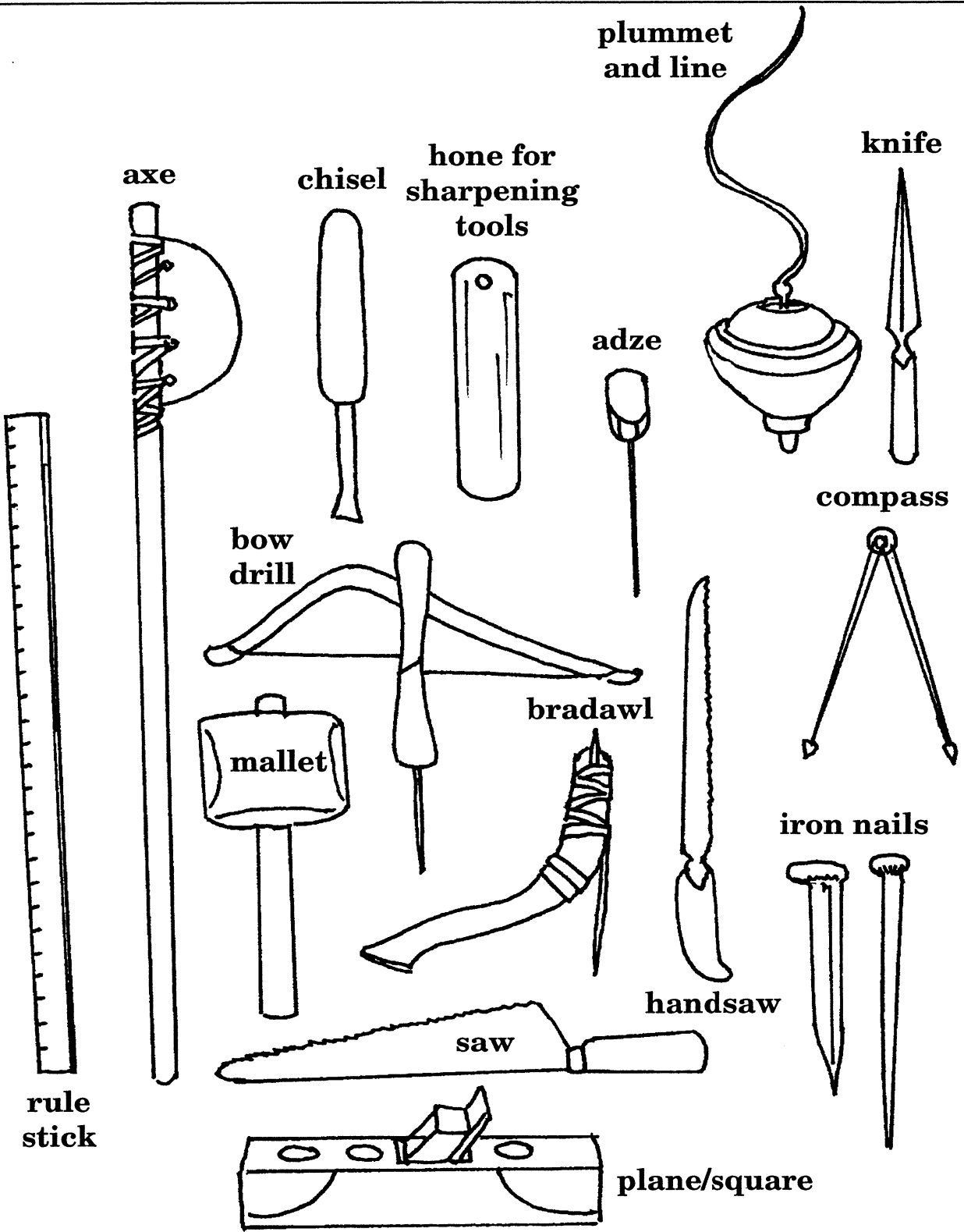
The great Master Builder was at work every moment to build characters for His kingdom.

*"Our Character building  
will be full of peril  
while we underrate  
the importance  
of the little things."*

COL 356



# Bible Tools



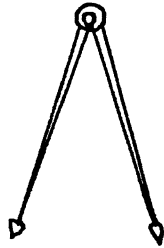
# Activity Sheet - 1

Match up these tools from Bible times to their names  
by drawing a straight line from the tool to its name.  
Use your ruler!


bradawl



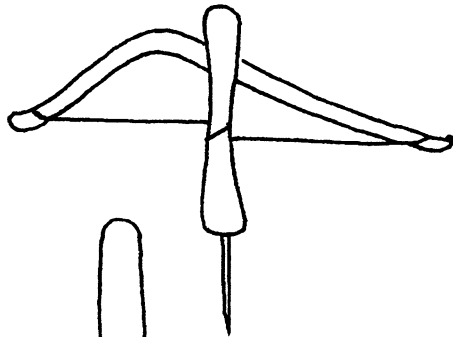
adze



compass



chisel



nails




handsaw




knife

bow drill



rule stick




axe

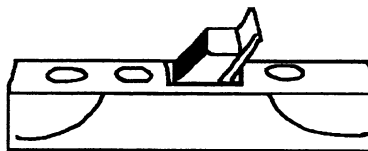
plummet




mallet



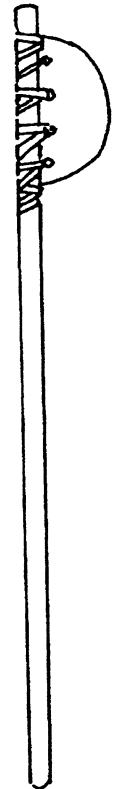
plane/square



saw

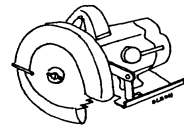
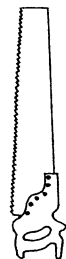
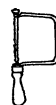

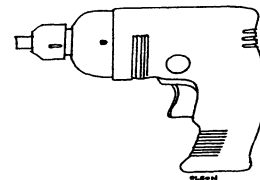
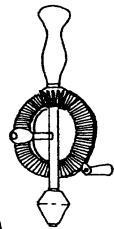
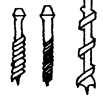
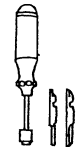
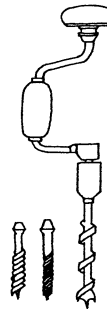
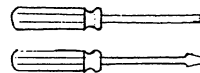
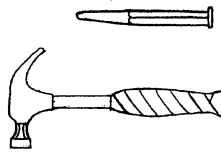
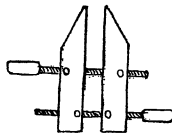
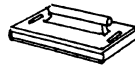

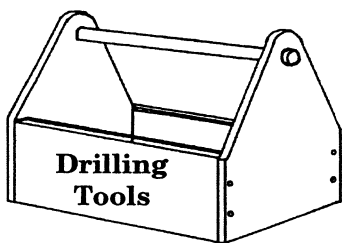

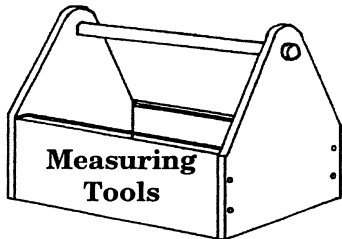
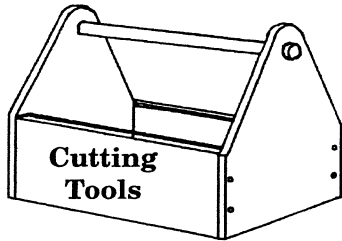


hone



# Activity Sheet - 2

Match us these tools to the correct tool box that we use today by drawing a straight line from the tool to the proper tool box.



What do these tools remind you of?

# Activity Sheet - 3

## Project

What are the steps in building a project?  
List them below. List the spiritual applications also.

1. \_\_\_\_\_  
\_\_\_\_\_

2. \_\_\_\_\_  
\_\_\_\_\_

3. \_\_\_\_\_  
\_\_\_\_\_

4. \_\_\_\_\_  
\_\_\_\_\_

5. \_\_\_\_\_  
\_\_\_\_\_

6. \_\_\_\_\_  
\_\_\_\_\_

Who is the Master Builder? \_\_\_\_\_

What are His tools for building character? \_\_\_\_\_


Did you finish your building project? \_\_\_\_\_

We can **trust** that,

*“He will finish the work,  
and cut it short in righteousness;  
because a short work  
will the Lord make  
upon the earth.”*


*Romans 9:28*

*“Being confident of this very thing,  
that he which hath begun  
a good work in you  
will perform it  
until the day  
of Jesus Christ:”*  
*Philippians 1:6*



# Activity Sheet - 4

Do you remember the steps in building a house? Draw each step.



# Activity Sheet - 5

## Dictionary of Terms

Fill in the following blanks to finish these words.

What are five important words in this study? They start with:

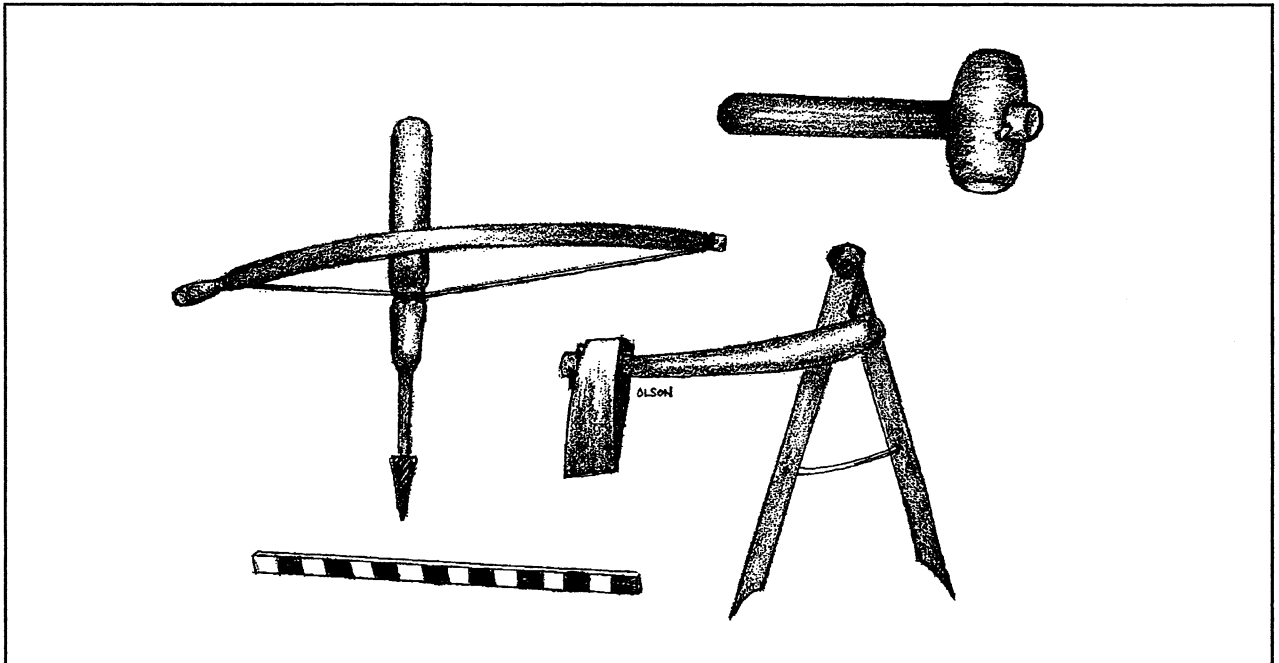
W \_ \_ \_ \_ \_

B \_ \_ \_ \_ \_

C \_ \_ \_ \_ \_

K \_ \_ \_ \_ \_

T \_ \_ \_ \_ \_





# Answer Sheet

**Page 23**  
(see page 22)

**Page 24**  
(see pages 16-19)

**Page 25**  
Plan  
List/Buy  
Cutting  
Drilling  
Fastening  
Sanding and Finishing  
Jesus-Christ  
(II Peter 1:4-11)

**Page 26**  
yes or no

**Page 27**

1. excavating the land
2. building forms for cement work
3. pouring the foundation
4. framing
5. electrical, plumbing, septic tank
6. sheet rocking/painting
7. finish work - doors, windows, trim, etc.
8. cabinets, closets
9. floor covering
10. siding
12. landscaping

**Page 28**  
Woodshop  
Building  
Centurion  
Kindness  
Trustfulness



“But ye, beloved,  
building up yourselves  
on your most holy faith,  
praying in the Holy Ghost,

“Keep yourselves  
in the love of God,  
looking for the mercy  
of our Lord Jesus Christ  
unto eternal life.”

Jude 1:20



Mark 4:29