


Mathematics in the Garden



The SEM "Mathematics" Series

“Verily, verily,
I say unto you,
Except a corn of wheat
fall into the ground and die,
it abideth alone:
but if it die,
it bringeth forth
much fruit.”

John 12:24

Copyright 1992
SonLight Education Ministry
3450 Quail Avenue
Manly, Iowa 50456
www.sonlighteducation.com
sonlighteducationministry@gmail.com

Printing permissions for personal
use only.


Table of Contents



Profitable Gardening	page 1
Advancing Cycle	page 2
Thoroughness	page 2
Kinds of Gardens	page 3
1. Food.....	page 4
2 Ornamental	page 4
I Planning a Garden	page 5
1. Choosing a Site	page 6
2. How Much Space	page 8
3. Choosing Seeds and Seedlings ...	page 9
4. Drawing and Writing a	page 10
Garden Schedule	
5. Analyzing the Soil	page 12
II Provisions for Gardening.....	page 13
Physical Gardening	page 15
Spiritual Gardening	page 15
III Preparing the Soil	page 16
IV Planting and Transplanting	page 19
Some General Rules for	page 19
Planting Flowers	
Transplanting	page 20

Table of Contents Continued

V Prospering - Caring for the Garden ...	page 21
Fertilizer and Water	page 21
Experiment	page 23
Disease and Pests	page 23
Weeding	page 26
Mulching	page 27
Support	page 28
Larger Blossoms and	page 30
Bigger and Better Fruit	
VI Picking and Preserving	page 32
Harvesting	page 32
Preserving	page 33
1. Fresh is Best	page 34
2. Drying	page 35
3. Freezing	page 35
4. Canning	page 35
VII Pausing	page 36
Winter	page 36
Period - A Full Cycle	page 37
Pondering - Review Gardening	page 38
More.....	page 47



Instructions

1. **This is a workbook to help the student discover God's mathematics in the garden.**
2. **The following information should be covered with the student before beginning this lesson, or during it:**

Bible Lesson - Matthew 5, 6, 7

The Desire of Ages, pages 298-314
"The Sermon on the Mount"


Character Quality - Thoroughness -

literally, the state of passing through or to the end; hence, completeness; perfection
(Psalm 51:2)

antonym - incompleteness

Memory Verses - Jeremiah 7:23; Matthew 5:1-12 (Learn these verses while you are doing these mathematics lessons.)

3. **As your garden unfolds let these lessons become a living reality to you and your students.**
4. **Watch for the onions as they have the assignments written on them.**



Instructions Continued

Think on These Thoughts

“The youth should be instructed in a similar way. They should be taught to till the soil. It would be well if there were, connected with every school, lands for cultivation. Such lands should be regarded as God’s own schoolroom. The things of nature should be looked upon as a lesson book which His children are to study, and from which they may obtain knowledge as to the culture of the soul.” (COL 87, 88)

“The **garden** of the heart must be cultivated. The soil must be broken up by deep repentance for sin. Poisonous, Satanic plants must be uprooted. The soil once overgrown by thorns can be reclaimed only by diligent labor. So the evil tendencies of the natural heart can be overcome only by earnest effort in the name and strength of Jesus. The Lord bids us by His prophet, *‘Break up your fallow ground, and sow not among thorns.’ ‘Sow to yourselves in righteousness; reap in mercy.’* Jeremiah 4:3; Hosea 10:12. This work He desires to accomplish for us, and He asks us to co-operate with Him.” (COL 56)

“Just as a good tree will bear good fruit, so will the tree that is actually planted in the Lord’s **garden** produce good fruit unto eternal life. Besetting sins are overcome; evil thoughts are not allowed in the mind; evil habits are purged from the soul temple. The tendencies which have been biased in a wrong direction are turned in a right direction. Wrong dispositions and feelings are changed, new principles of action supplied, and there is a new standard of character. Holy tempers and sanctified emotions are now the fruit borne upon the Christian tree. An entire transformation has taken place. This is the work to be wrought.” (6BC 1080)

“Be determined that you will not be at variance among yourselves, but will have the peace of Christ in your own hearts, and then it will be an easy work to have it brought into your own families. But when the **garden** of the heart is neglected, poisonous weeds of pride, self-esteem, self-sufficiency, obtain a rank growth. We individually must watch unto prayer.” (Ev 342)

Mathematics in the Garden

Profitable Gardening

People become gardeners for many reasons.

1) One is to raise fresher, and tastier vegetables, fruits, and herbs less expensively.

2) Gardening provides exercise, relaxation, and the joy of working with God's creation.

3) Finally, people grow flowers and other ornamental plants to beautify their homes and yards.



God is called the True Husbandman (or Gardener; see John 15:1.) He has a spiritual garden where He desires to raise the best fruit, a Christlike character in His children (Galatians 5:22-23; Matthew 5:3-12). It brings God great joy (Zephaniah 3:17) and rest (Genesis 2:1-3) to see the fruit of His labor. He plans to share this beautiful fruit with all the universe and it will, as it were, decorate His heavenly home for all to wonder at! (Satan says: "Are these the people who are to take my place, Zechariah 3:1-10; to re-people heaven?" 1BC 1082) The Sermon on the Mount reveals how this will be accomplished in the hearts of believers.

When this perfect fruit of character is developed in the church "*immediately he putteth in the sickle, because the harvest is come.*" (Mark 4:29) Let us determine that the fruit we offer to our patient Heavenly Husbandman will not be diseased, worm-eaten or only half-ripe.

Advancing Cycle in Gardening

In gardening there is an advancing, full cycle, which begins with **planning**, and **provisions**, moves on to **preparing** and **planting**, then comes the growing or **prospering**, followed by the harvesting, or **picking**, and **Preserving** and finally the rest, or **pausing**.

I Planning

II Provisions

III Preparing

IV Planting

V Prospering

VI Picking and Preserving

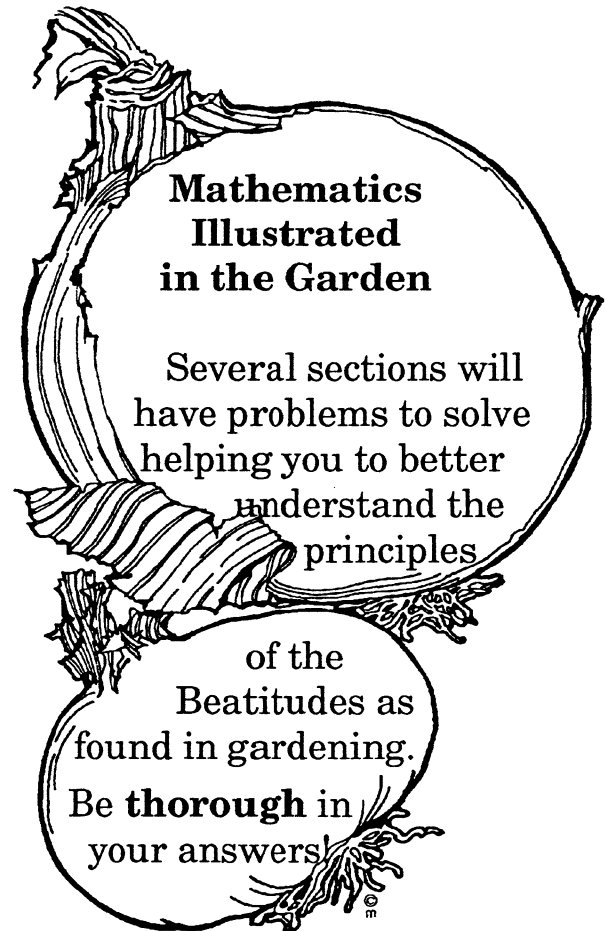
VII Pausing

Advancing Cycle in Christian Experience

As with gardening, so with the "Beatitudes there is an advancing line of Christian experience." (MB 13)

Thoroughness

In everything God does there is a **thoroughness**, or completeness. This **thoroughness** is demonstrated for us in a well managed garden, which illustrates the Christian growth and development. In the Sermon on the Mount Jesus was seeking to break up the clods of pride that had developed in the hearts of the people through the false teachings of the rabbis and through the natural workings of the sinful heart. Humility needed to be **thoroughly** cultivated by the people.



Kinds of Gardens

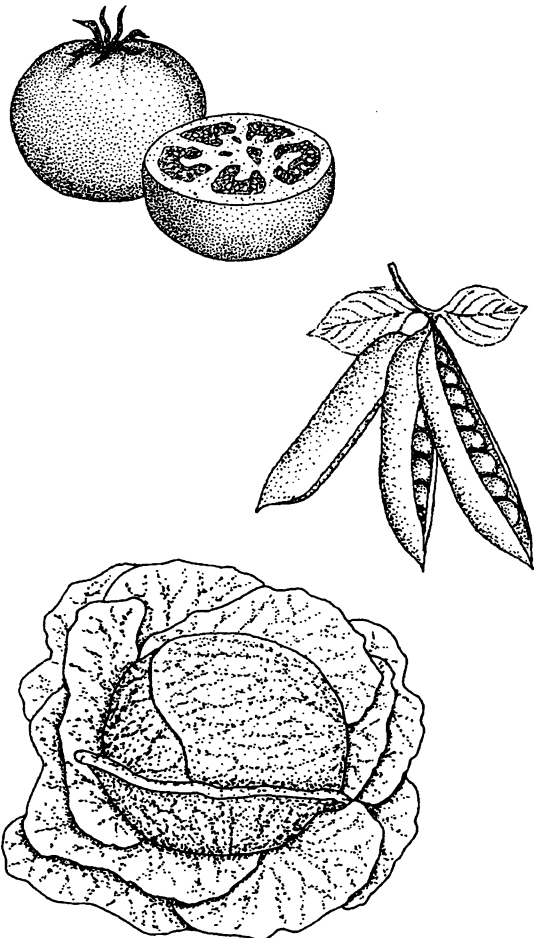
There are outdoor and indoor gardens. The outdoor gardens are usually of the 1) food or 2) ornamental type.

Outdoor gardens make the outside of the house look beautiful, and indoor gardens make the inside of the house, look neat, tidy, and attractive.

So it is with the heart, if the principles of God's law, as set forth in the Sermon on the Mount, are not reflected in the life, the outward acts will be incorrect.

"The outward acts are a fair transcript of the principles within."
(LS 244)

Food





Ornamental



1. Food

In food gardens, herbs, vegetables, fruit, and berry plants, can be planted. Herbs can be grown in containers in or out of doors.

The food garden with its luscious fruits and vegetables that delight our palates and satisfy our hunger reminds us that Jesus is also hungry for the fruit of His labour, *“Awake, O northwind; and come thou south; blow upon my garden, that the spices thereof may flow out. Let my beloved come into his garden, and eat his pleasant fruits.”* (Song of Solomon 4:16) The lovely flowers perfuming the air in the ornamental garden speak to our senses about *“the ornament of a meek and quiet spirit, which is in the sight of God of great price.”* (I Peter 3:4) And lastly the less showy herb garden reminds us that just as the herbs were given *“for the service of man,”* (Psalm 104:14) so ought we to be among men *“as he that serveth.”* (Luke 22:27)



2. Ornamental

Ornamental gardens have a wide range of types of plants and arrangements. There are container gardens (such as: begonias, geraniums, petunias, etc.) grown in containers in or out-of-doors; flower gardens (beds of flowers such as : pansies, roses, gladiolas, etc.); rock gardens (which are plants grown in pockets of soil among rocks); water gardens (a body of water [pool or pond etc.] where water plants are grown); and wildflower gardens (made up of native wildflowers by gathering seeds or digging plants up and replanting.) The lesson is bloom wherever you are planted.

I - Planning a Garden

There are several steps in **planning** a garden such as:

- 1) Choosing a site.
- 2) How much space.
- 3) Choosing seeds and seedlings.
- 4) Drawing and writing a garden schedule.
- 5) Analyzing the soil.

Jesus chose the site (Matthew 5:1-2) for His sermon on the mountainside because the narrow beach did not allow enough space. The people were like plants seeking the warmth of the sunlight and the refreshing Water of Life. God's plan was to unfold the true principles of His kingdom that day on the mountain. Each listener would need to analyze the soil of his own heart.

Steps



So we can see that the church of God on earth is His garden, the

1) site where He has chosen to display His handiwork "*A garden enclosed in my sister, my spouse (church);*" (Song of Solomon 4:12) Just as the Lord "planted" Adam and Eve in the Garden of Eden and told them to be fruitful and multiply, so He desires the garden of His church to expand until her

2) borders encompass each soul upon the earth.

3) God chooses the seeds and seedlings as it is written, "*Ye have not chosen me, but I have chosen you, and ordained you, that ye should go and bring forth fruit, and that your fruit should remain.*" (John 15:16)

4) God has written a garden schedule that we call prophecy. As the daily record of our lives is recorded by the angels,

5) heaven analyzes the soil of our hearts to see what manner of experiences and trials we need to balance the elements in our characters.

1. Choosing a Site

In choosing a site for your garden choose a well-drained area. Plants need water, but in soggy soil roots will rot because of inadequate air pockets in the soil. The garden site should be level or gently sloping. If you have too much slope you may lose your top soil by water running down hill. It is also more difficult to care for.

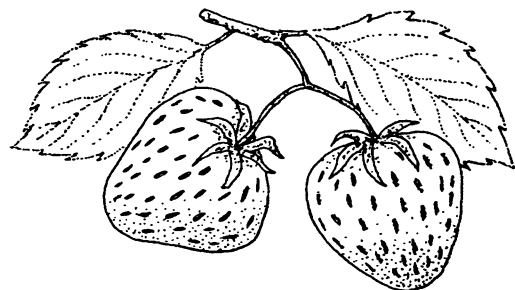
The garden site will need plenty of sunlight for most plants to grow well. "*Precious fruits*" are "*brought forth by the sun,*" (Deuteronomy 33:14) The Sun of Righteousness causes us to "*bring forth fruit unto God.*" (Romans 7:4)

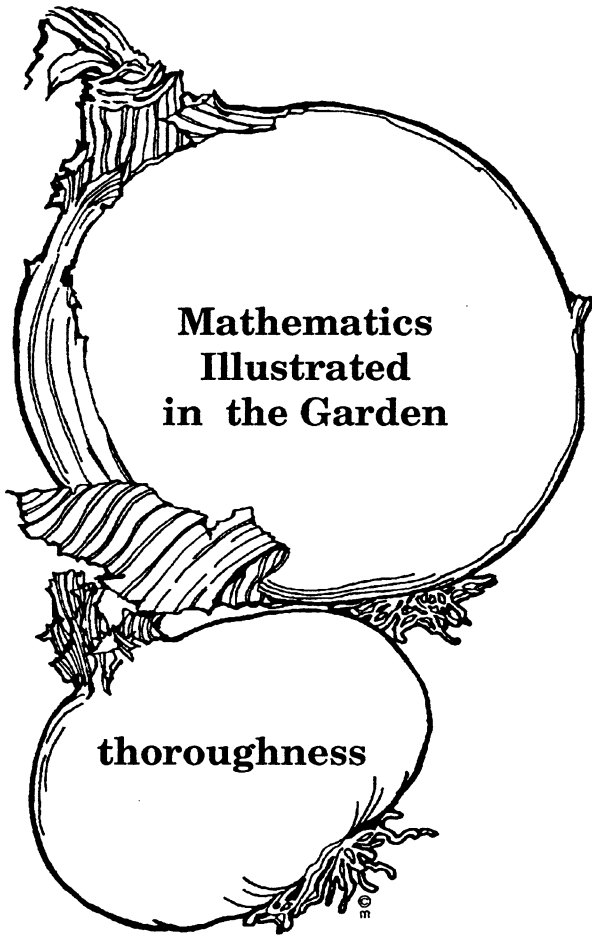
The vegetable garden needs at least five hours of sunlight each day.

Christ chose a site for the Sermon on the Mount. "The narrow beach did not afford even standing room within reach of His voice for all who desired to hear Him, and Jesus led the way back to the mountain-side. Reaching a level space that offered a pleasant gathering place for the vast assembly, He seated Himself on the grass, and the disciples and the multitude followed His example." (DA 298)

Choosing the site begins the process of gardening. Realizing our heart's need begins our walk with God. The Sermon on the Mount begins with "*Blessed are the poor in spirit: for theirs is the kingdom of heaven.*" (Matthew 5:3)

The Christian walk cannot begin until a sinner realizes his deep "soul poverty," and feels "that they have nothing good in themselves." (MB 8) They see the soggy soil of their heart with the roots of goodness rotting away. Their top soil (best years) is being washed away by sin. They can find their strength only in Jesus, the Son of Righteousness who gives their heart a breath of fresh air with promises of fruit such as: "*Surely, shall one say, in the Lord have I righteousness and strength: even to him shall men come; and all that are incensed against him shall be ashamed. In the Lord shall all the seed of Israel be justified, and shall glory.*" (Isaiah 45:24-25)





Choose a spot to have your garden, or if a site is already chosen see how it can be improved. Make a list of suggestions, then carry out all that you possibly can. Make a diagram of how you can stake out your garden and measure each side, then answer these questions:

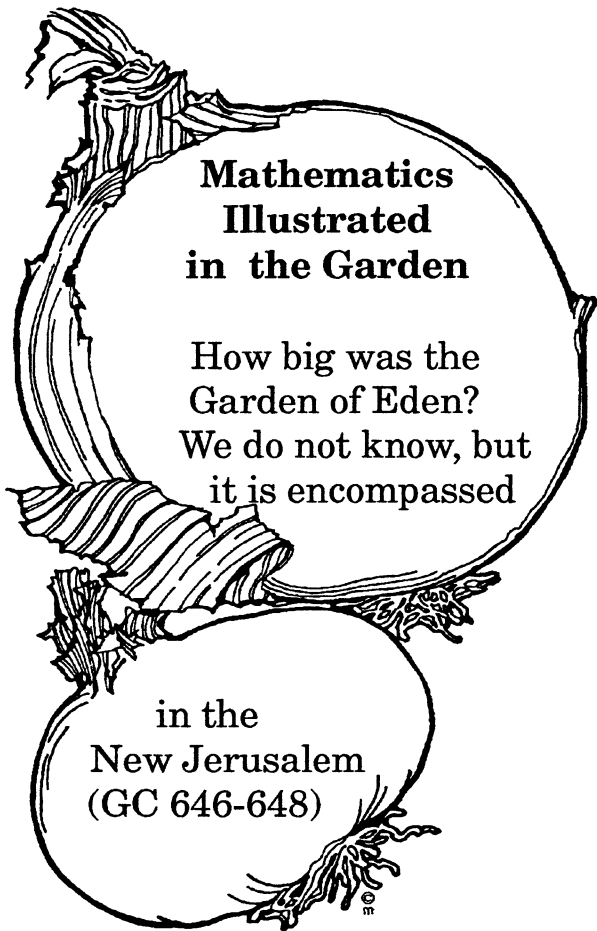
1) What is the plane shape of your garden? _____ Draw its shape below.

2) Figure out the perimeter of your garden. First write down the formula.

3) Draw out your garden space on a large piece of paper. Make it to scale. If you can get some engineering or drafting paper with squares for scale printed on it, it would be most helpful.

2. How Much Space

The amount of your space determines the size of your garden and how much you can plant.



Bible Measurements

A furlong = 606 feet 6 inches
(181.98 meters)

A cubit = 17.5 inches
(44.45 centimeters)

We will say each side is 12,000 furlongs. What is the perimeter? Write out your formula, then your problem and answer. (If you need review see Lesson 28, "Mathematics in Nature.") What is the area of the New Jerusalem? Re-read Revelation 21:16. Write your formula before you begin your problem. Use the box below.

If the thickness of the walls is 44 cubits, how thick are the walls?

Re-read Revelation 21:17.

God is **thorough** in His measurements, be **thorough** in your answers.


We will not know until we get to heaven exactly how big the Garden of Eden is, but we do know it fits into the New Jerusalem.

3. Choosing Seeds and Seedlings

It is important to choose plants that will grow in and are suitable for the climate of your region. Gardening books, garden supply dealers, and seed companies can give you that information. Our Bibles, the Holy Spirit and godly parents and friends can give information on growing in a sinful world. *"The righteous shall flourish like the palm tree: he shall grow like a cedar in Lebanon."* (Psalm 92:12)


Different characters, like different plants, require different atmospheres. Some flowering plants, such as orchids, require a tropical climate with an abundance of heat and moisture before they will put on their *"beautiful garments."* If we want to grow them in a cooler climate we have to create about them a summer atmosphere by keeping them indoors or in a greenhouse during the cool part of the year. Other plants, such as some fruit trees of the temperate zone would wilt under the tropic heat, and need cold spells to bring forth fruit. Perhaps you are like them and God may need to send a season of coldness into your life for the purpose of helping you to develop fruit. Some plants thrive in the strong sunshine, while

others must be in the shade. If God should leave you in the shadows, it may be that He is culturing the precious fruit of humility in your life.



All plants are different, and some plants grow and die within one year (annuals). Others live for two years (biennial). Some plants live more than two years (perennial). Most vegetables are annuals or biennials, while flowers are annuals, biennials and perennials.

God desired to have the people accept the principles of His kingdom. He did not want them to be annuals, biennials, or perennials but to live forever in His heavenly garden. A **thorough** heart work must be accomplished that these plants could be put into this heavenly garden.



Make a list of garden plants that you want in your garden. Are they annuals, biennials or perennials? Mark by the name of each plant which one they are. You may need to use a seed catalog or visit a garden supply store.

List how deep to plant, how far apart, and when to plant. Mark all of this on your garden plan.

Two good books for companion planting are *Roses Love Garlic*, and *Carrots Love Tomatoes*. (These books can be ordered through SonLight.)

Companion planting is utilized by the Heavenly Husbandman when He yokes up different individuals in marriage or even as missionary partners. When Jesus sent forth the disciples, "None were sent forth alone, but brother was associated with brother, friend with friend. Thus they could help and encourage each other, counseling and praying together, each one's strength supplementing the other's weakness." (Ev 72)

4. Drawing and Writing a Garden Schedule

Sketching out a garden plan or schedule helps with the planning of companion planting. Companion planting helps keep destructive bugs away and then the gardener does not have to use chemical sprays.

After the garden is planted your schedule can remind you what has been planted where.



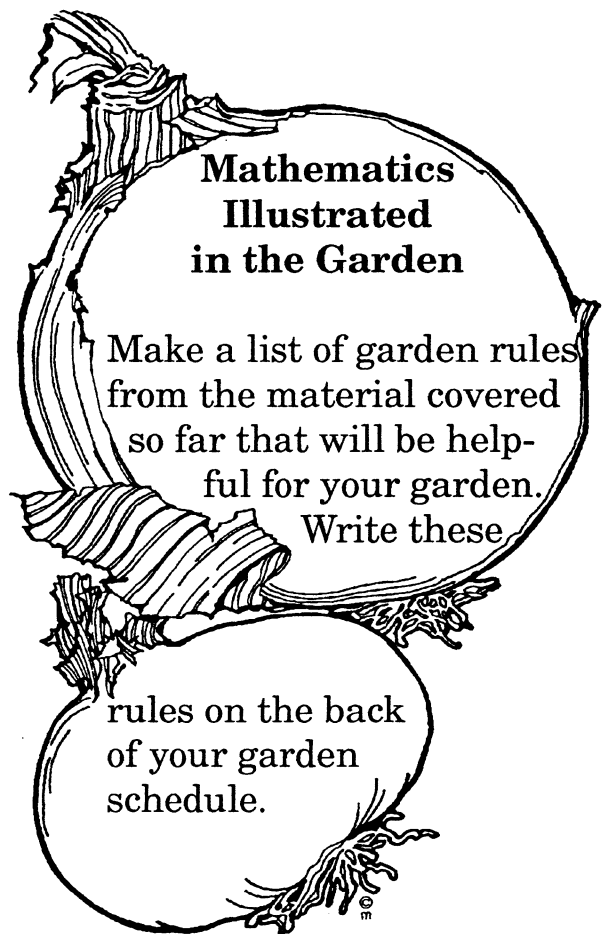
There are rules for gardening. Be sure to allow enough space around your plants. God does not want His people planted too close together as it will limit their development and their influence for good in the world. "...No Jerusalem centers are to be made. If such centers are made, there will be a scattering (transplanting) of the people out of them, by the Lord God of heaven." (CH 299-300) Remember, different kinds of plants will require different amounts of room. Planting vegetables in straight rows make them easier to care for.

Vine plants and some tomato varieties can be planted by a fence or staked to save space. God likens His people to a vine in the fifteenth chapter of John. Vines are plants which cling to and are dependent upon a support system outside of themselves.

Successive planting is helpful. As soon as one crop is harvested, another is planted in its place, that is, if it will mature by the end of the growing season. Early onions, cabbages and peas can be followed by eggplant and peppers. Successive planting can also mean to plant, then 2 - 3 weeks later plant another row or partial row of the same crops so it is not all ripe at the same time.

Sketch in your schedule some successive planting. Remember all the rules for planting you have learned. The virtues, or fruits of character are to be successively planted in our lives as is illustrated in the progressive order of Peter's ladder. (II Peter 1:6)

Just as there are rules for gardening, all creation has laws that govern it. These laws are for man's happiness. The Sermon on the Mount gives a **thorough** understanding of the principles of God's law for man.



5. Analyzing the Soil

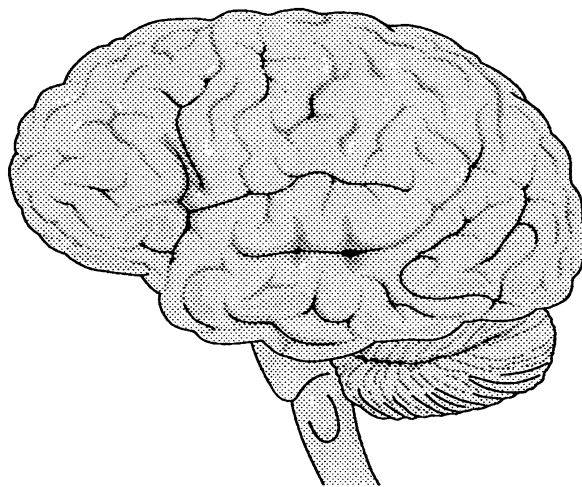
If the soil in your garden looks and feels either heavy and clayey, or light and sandy, it needs to be improved. Plan to add to the soil organic matter such as decayed plant or animal material. This will loosen heavy, clayey soil so air can reach plant roots, and it will make light, sandy soil able to hold moisture. Peat moss can be used to improve soil texture.

Some people are “heavy-laden” and Jesus wants to remove these weighty burdens from them which He never intended them to bear. On the other hand, there are people who are too “light” and trifling who need some added sobriety before they will be able to retain the presence of the Holy Spirit (water). Peat moss is composed of dead moss plants, and the subject of death and the judgment will have a sobering effect upon the light and trifling soul.

Most garden plants grow best in soil that is neutral - this means it is neither too acid or too alkaline, plan to add sulfur. Using a soil testing kit, you will discover quickly how acid or how alkaline your soil is. If the soil is too acid, lime can be added, and if it is too alkaline, plan to add sulfur.


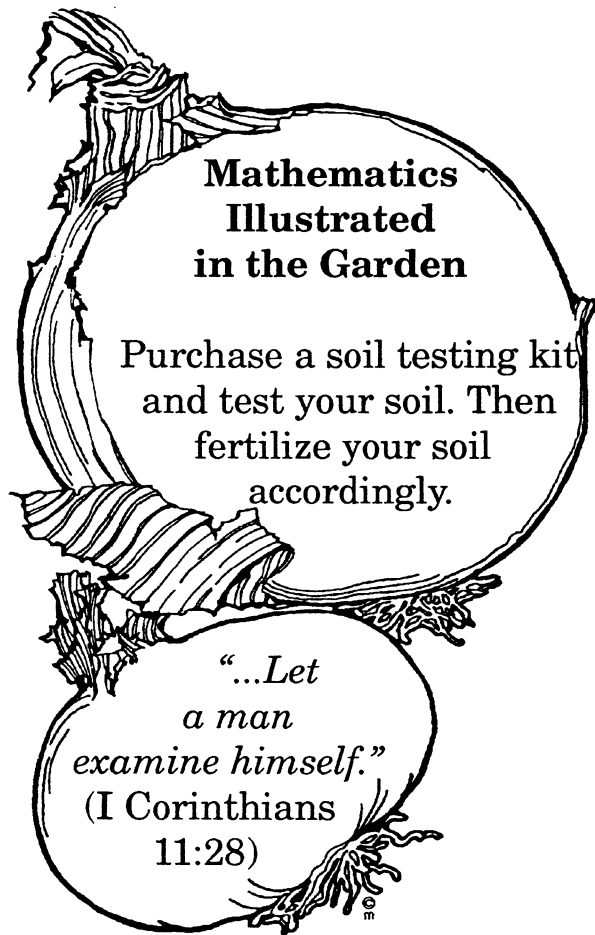
Green plants need special chemical elements to grow. The plants get some of these from the air and water, others come from the soil, such as: nitrogen, phosphorus, and potassium. Plants absorb these elements from fertile soil through the roots. Test your soil or have it tested. If your soil is lacking in important elements; it will need fertilizing. There are many kinds of fertilizers, but organic ones improve the texture as well as the fertility of the soil.

Organic fertilizers can be made by having a compost pile. Put plant matter (scraps from the kitchen such as: lettuce leaves, etc.), soil, grass clippings, leaves, saw dust, weeds, or wood chips, and fertilizer mixed with lime, and allow the heap to decay for several months.



The soil reminds us of the hearts of believers. (COL 56)

A healthy plant that is grown on soil that is properly balanced will resist most insect pests. If we take in a properly balanced physical and spiritual diet, we will be able to "*resist the devil.*" (James 4:7)



II Provisions for Gardening

There are certain tools one needs to begin gardening such as:

- garden hose
- watering can or sprinkler
- hoe
- rake
- shovel or spade
- spading fork
- trowel
- gardening gloves
- pruning shears or knife

The tools for gardening the heart and making a **thorough** work of it are prayer, the Bible and nature study.

You will need your seeds, bulbs and seedlings. The words of God are the seeds and bulbs for planting in the heart.

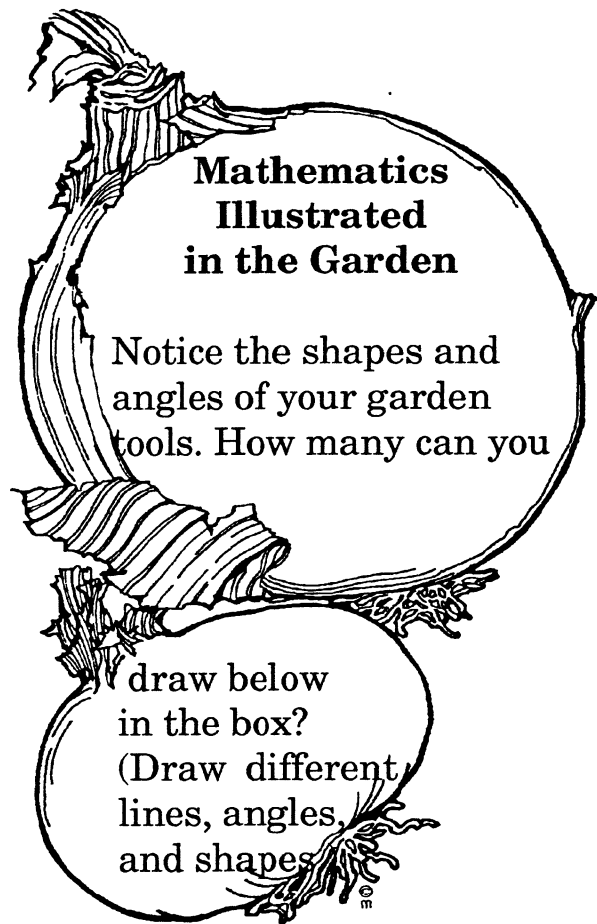
Many plants are grown from seed such as carrots (love), beans (joy), beets (peace), etc. Certain plants, mostly flowers, are grown from bulbs, which include tulips (long-suffering), crocuses (gentleness), lilies (goodness), etc. Seedlings include plants already started, like peppers (faith), tomatoes (meekness), cabbage (temperance), petunias (kindness), and many others.

The tools needed to begin gardening our hearts will show us the plague spots in our characters. By prayer and Bible study we cultivate the good seeds and uproot bad habits. God prunes us by trials. We then mourn over the sin that causes God pain. "Such mourning *'shall be comforted.'*" God reveals to us our guilt that we may flee to Christ, and through Him be set free from the bondage of sin, and rejoice in the liberty of the sons of God. In true contrition we may come to the foot of the cross, and there leave our burdens." (MB 10)

"Blessed are they that mourn: for they shall be comforted." (Matthew 5:4)

"And sow the fields, and plant vineyards, which may yield fruits of increase."

"He blesseth them also, so that they are multiplied greatly;" (Psalm 107:37-38)



Add up all the tools. How many do you have?

Add up the fruits of the Spirit. How many are there? (See Galatians 5:22-23)

tools _____

fruits _____

Some gardeners like to save time and money by starting their own plants in containers indoors before the growing season begins.


Once the proper gardening equipment and seed and seedlings are prepared the gardener can begin. This involves **1 - 2 - 3** steps:

Physical Gardening

- 1) preparing the soil
- 2) planting the seeds, bulbs, and transplanting the seedlings
- 3) watering the seeds or seedlings
"Thou waterest the ridges thereof abundantly: thou settlest the furrows thereof: thou makest it soft with showers: thou blessest the springing thereof." (Psalm 65:10)

Spiritual Gardening

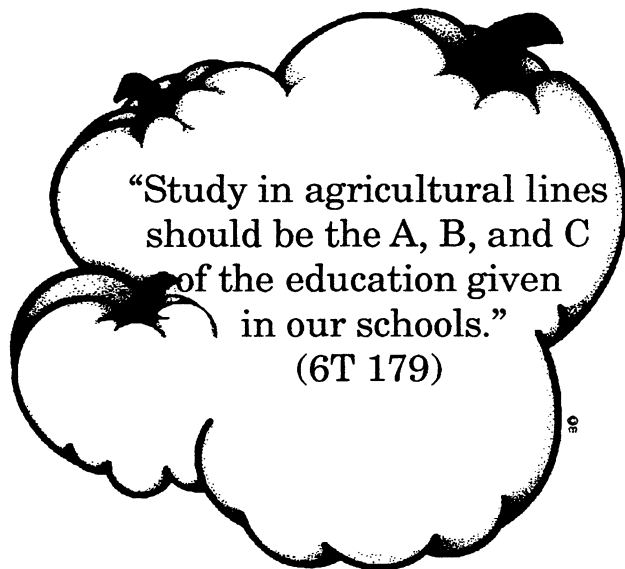
- 1) preparing the heart
- 2) planting the words of God in the heart (mind)
- 3) the rain of the Holy Spirit causes the Word to grow and bring forth
"first the blade, then the ear, after that the full corn in the ear." (Mark 4:28) *"I will pour my Spirit upon thy seed,"* (Isaiah 44:3)



List the price of each package of seeds or bulbs. Give an estimate of the time required to plant the seeds (counsel with your parents). Add in a percentage, such as ____ % for electricity and water. How many weeks will each vegetable take to grow? What is the cost to plant one package of carrots, and care for them? Beets? etc.

What is your food bill for one week, one month, and one year? Keep receipts for one week (or month). Add up your receipts. The food for one week is: _____ one month _____ one year _____. Round off each number to the nearest dollar.

It takes time to garden but it is a joy, and also helps the family budget. It takes time to study God's Word, but it aids in the **thorough** work of cleansing the heart.



III Preparing the Soil

To prepare the soil requires breaking it up, adding fertilizer, or other material to improve it, and then smoothing it. The soil should be prepared many months before planting time. This way the added materials will be **thoroughly** blended with the soil by planting time. The soil of the heart goes through a long process of preparation before conversion.

In preparing the soil, the following can be done:


1) Remove large stones and debris - dig out grass and other plants. Remove the roots of weeds without removing the soil. *"And on all hills that shall be digged with the mattock, there shall not come thither the fear of briers and thorns."* (Isaiah 7:25)

2) Dig up the soil to a depth of 8 to 12 inches (20 to 30 centimeters). Break all clods of soil. *"Doth the plowman plow all day to sow? doth he open and break the clods of his ground?"* (Isaiah 28:24)

3) Add needed material to improve the soil. *"...I shall dig about it, and dung it:"* (Luke 13:8)

4) Before planting, rake the soil until fine and smooth. *"When he hath made plain the face thereof, doth he not cast abroad the fitches, and scatter the cumin, and cast in the principal wheat and the appointed barley and rie in their place? For his God doth instruct him to discretion, and doth teach him."* (Isaiah 28:25-26)

(These four things remind us of the difficulties we encounter as the heart goes through its preparation.) As the soil of the ground needs preparation, so does the soil of the heart. A **thorough** work must be done as described in Matthew 5:1-12.




"Blessed are the meek..." (Matthew 5:5) Like the seed hidden in the soil, so we must hide ourselves in Christ. There must be a death and burial of self *"Except a corn of wheat fall into the ground and die, it abideth alone: but if it die, it bringeth forth much fruit."* (John 12:24) When you cover up the seeds during planting remember: "The object of all ministry is to keep self out of sight, and to let Christ appear." (I SM 155) This low position of the seed helps it grow and mature into what it was created for. Lowliness, or meekness of heart helps the believers to attain to what God intended them to become. The humble, or meek in heart will grow having the highest ambition to do God's will.

"The meek will he guide in judgment: and the meek will he teach his way." (Psalm 25:9)

"Take my yoke upon you, and learn of me; for I am meek and lowly in heart: and ye shall find rest unto your souls." (Matthew 11:29)

meek means gentle

**Glue a Variety
of Garden Seeds
Below, and
Label Them.**



Measure Plants



Choose several plants and measure them each day. Keep a chart to see how fast each is growing. Add up each column to determine how much each has grown.

Name Of Plant	Day 1	Day 2	Day 3	Day 4	Day 5	Day 6	Total/Week

*“Till we all come in the unity of the faith,
and of the knowledge of the Son of God,
unto a perfect man,
unto the measure of the stature of the fulness of Christ.”
(Ephesians 4:13)*

IV Planting, and Transplanting

“And sow the fields, and plant vineyards, which may yield fruits for increase.” (Psalm 107:37)

“The husbandman preserves his grain by casting it away. So in human life, to give is to live.” (COL 86-87)

Always follow the directions for planting seeds or bulbs and transplanting plants. Make sure you plant them the right depth and far enough apart.

“All who would bring forth fruit as workers together with Christ must first fall into the ground and die. The life must be cast into the furrow of the world’s need.” (COL 86)



Some General Rules for Planting Flowers are:

1) Large or medium sized seeds - form a hollow in the ground with a hoe or trowel - place seeds and cover with soil, press soil firmly.

2) Very small flower seeds can be planted on the surface of the ground and sprinkled lightly over with fine soil.



3) Flower bulbs can be planted by using a trowel to dig a separate hole for each bulb. Put the bulb in the holes. Then cover each with soil firmly pressing the soil down.

After seeds and bulbs are planted they need to be kept damp until the tiny plant breaks out of the ground.

Usually vegetable seeds are planted in rows. Tie string between two stakes the distance of your rows. The string serves as a ruler. Use a hoe to make a straight furrow, or use your fingers and walk the row making small holes. Then drop the seeds into the furrow or holes. Cover large or medium-sized seeds with soil. Plant extremely small seeds on the ground and sprinkle them with a thin layer of sand, sifted compost, or soil. Then press down on the covering. Water the seeds keeping them damp until the plants appear.

This work can remind us of the care we need to take with the souls we are trying to win to Jesus. *“I have planted, Apollos watered; but God gave the increase. So then neither is he that planteth any thing, neither he that watereth; but God that giveth the increase. Now he that planteth and he that watereth are one: and every man shall receive his own reward according to his own labour. For we are labourers together with God: ye are God’s husbandry.”* (I Corinthians 3: 6-9)


When the seed (God’s words) and the soil (the human heart) meet and are aided by the Water of Life and the Sun of Righteousness, a wonderful change takes place. They germinate and begin sprouting. When a seed is dormant, it just means the conditions are not favorable for growth. “While the human sower is planting the seed to sustain our earthly life, the Divine Sower will plant in the soul the seed that will bring forth fruit unto life everlasting.” (COL 89)



Transplanting

When transplanting seedlings to your garden, dig a hole for each one. Be sure to make enough room for the young plant’s roots. Gently place the seedlings into the hole. Press the soil firmly about them, and water the plant.

In the Sermon on the Mount, Jesus taught very gently, how the thoughts need to be transplanted from the things of the world, to the things of heaven in order to develop a righteous character. A **thorough** work must be done.



V Prospering Caring for the Garden

After planting a garden, it requires constant care. Those who respond to the Holy Spirit and decide to follow Jesus need constant care.

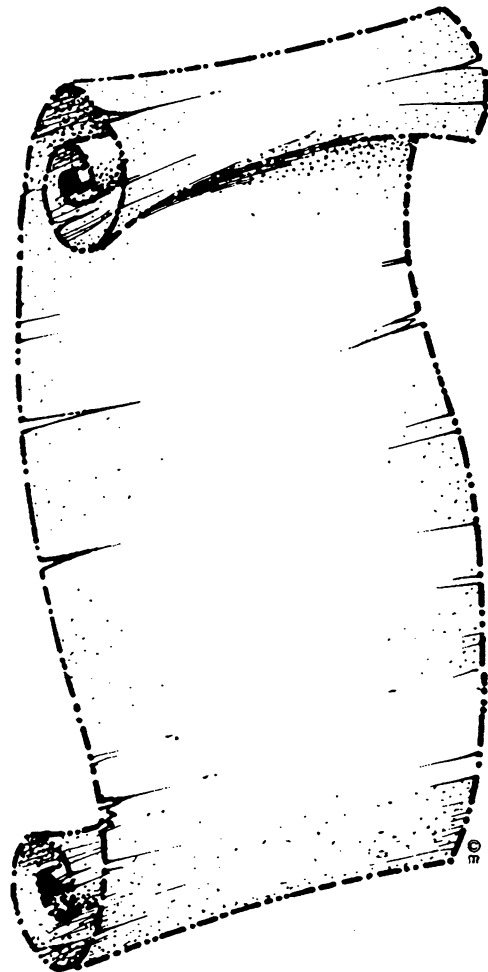
1. Fertilizer and Water

During the growing season it is sometimes necessary to add fertilizer to the soil, following the directions in your gardening book or the directions of an experienced gardener.

The garden will need watering. How often and when to water will depend on the weather and the kinds of plants you have. For instance, continuous watering is necessary during long periods of hot, dry weather. *“Blessed are ye that sow beside all waters.”* (Isaiah 32:20)

“And the Lord shall guide thee continually, and satisfy thy soul in drought, and make fat thy bones: and thou shalt be like a watered garden, and like a spring of water, whose waters fail not.” (Isaiah 58:11)
If we let God lead us by His principles we can be like a watered garden, even when all about us are barren.

List Bible Verses About Water and Growing Below



Plants are different in their water needs. Generally, watering should be done when the soil looks and feels dry. *“For I will pour water upon him that is thirsty and floods upon the dry ground.”* (Isaiah 44:3)

“For ye shall be as an oak whose leaf fadeth, and as a garden that hath no water.” (Isaiah 1:30) Without water no garden can prosper. Only from Christ comes the fountain of life (Psalm 36:9), and those who forsake Him and the principles of His government are like those described in Jeremiah 2:13, *“For my people have committed two evils; they have forsaken me the fountain of living waters, and hewed them out cisterns, broken cisterns, that can hold no water.”* A garden without water becomes an arid waste, so does a person without Christ.


Morning or early afternoon is the best time for watering. If you water in mid-afternoon, the sun’s heat evaporates the water too quickly. Watering after sunset, the plants and soil may stay wet too long and some plants may become diseased. Fungi, that cause most plant diseases, need dampness to multiply. When watering, soak the soil so the water reaches the plant’s roots.

Using a gentle spray will help keep the plants from being flattened and uprooted. A drip watering system is very good. *“My doctrine shall drop as the rain, my speech shall distil as the dew, as the small rain upon the tender herb, and as the showers upon the grass:”* (Deuteronomy 32:2)

When we are following God’s principles (Matthew 5:1-12) **thoroughly**, the garden of our souls will be as the souls of those described in Jeremiah 31:12, *“Therefore they shall come and sing in the height of Zion, and shall flow together to the goodness of the Lord, for wheat, and for wine, and for oil, and for the young of the flock and of the herd: and their soul shall be as a watered garden; and they shall not sorrow any more at all.”* *“Blessed are they which do hunger and thirst after righteousness: for they shall be filled.”* (Matthew 5:6)

“The sense of unworthiness will lead the heart to hunger and thirst for righteousness, and this desire will not be disappointed. Those who make room in their hearts for Jesus will realize His love. All who long to bear the likeness of the character of God shall be satisfied.” (DA 302)

*“Ho, every one that thirsteth,
come ye to the waters,
and he that hath no money;
come ye, buy, and eat;
yea, come, buy wine and milk
without money and
without price.”*
(Isaiah 55:1)




Set a schedule for watering each day in a rotation method. Then some parts of the garden will not become over watered while others receive very little water. Are you watering every part of the garden **thoroughly**? Remember how **thorough** we need to be in watering the soul.

2. Experiment

To determine how much water you are using to water your garden, get a 5 gallon container and let the water run as you would when watering the garden. Time how long it takes to fill the container. If it takes 5 minutes to fill the 5 gallon container how many gallons are you using on your garden if you water for 1/2 hour? _____ 2 hours? _____

3. Disease and Pests

When buying seeds look for varieties that are disease-resistant. They are usually listed in seed catalogs. To avoid the threat of plant disease and attacks of certain insects and other small pests you could: water before mid-afternoon; keep your garden weed-free; and debris-free, from such things as dead leaves and stems. Disease bacteria and fungi live among plant debris. Pests will lay eggs on weeds and plant debris. Watch for any signs of damaged leaves, because *“...the canker-worm spoileth, and fleeth away.”* (Nahum 3:16)



As disease and pests threaten to destroy the garden, so Satan has ever tried to destroy the garden of the heart and man's connection with God. These things have been like the locusts described in Joel 2:3, "*A fire devoureth before them; and behind them a flame burneth: the land is as the garden of Eden before them, and behind them a desolate wilderness; yea, and nothing shall escape them.*"

The heart of man is cold, dark, unloving and destructive like the pests and disease of the garden. God desires man to be like Himself, sympathetic and kind.

This work can be done **thoroughly** by following the instructions Jesus gave in the Sermon on the Mount:

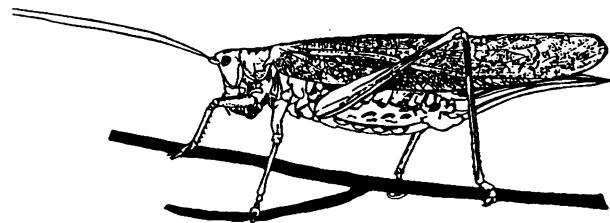
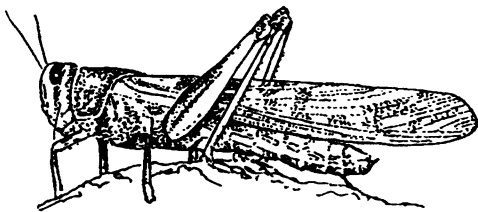
"Blessed are the merciful: for they shall obtain mercy." (Matthew 5:7)

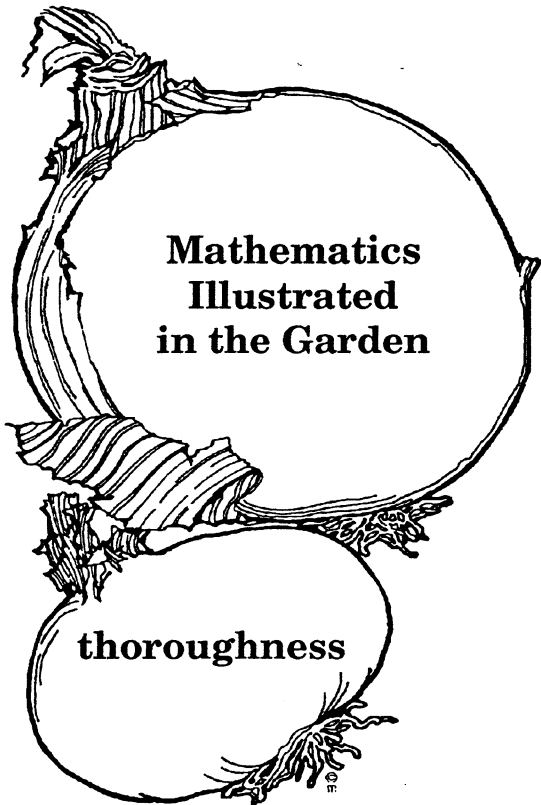
"The merciful are those who manifest compassion to the poor, the suffering, and the oppressed." (MB 22)

"There are many to whom life is a painful struggle; they feel their deficiencies and are miserable and unbelieving; they think they have nothing for which to be grateful. Kind words, looks of sympathy, expressions of appreciation, would be to many a struggling and lonely one as the cup of cold water to a thirsty soul. A word of sympathy, an act of kindness, would lift burdens that rest heavily upon weary shoulders. And every word or deed of unselfish kindness is an expression of the love of Christ for lost humanity." (MB 23)

"Finally, be ye all of one mind, having compassion one of another, love as brethren, be pitiful, be courteous." (I Peter 3:8)

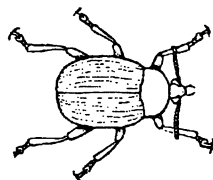
"Every seed sown produces a harvest of its kind. So it is in human life. We all need to sow the seeds of compassion, sympathy, and love; for we shall reap what we sow." (COL 84)





Measure one square yard (.91 meter) in your garden (or square foot [.30 meter]) and count the friends and foe of the insect world in that space. Check your garden **thoroughly**.

Plan to see the square footage (meter) of the whole garden. Figure out about how many bugs inhabit your whole garden. Do not forget the worms underground and the ones flying in for a visit! Have fun!



Insects in our garden:





Notice the helpful insects and how merciful God is to us. It encourages us to be **thoroughly** merciful to others.

The Slothful Gardener

*"I went by the field
of the slothful,
and by the vineyard
of the man
void of understanding;
And, lo,
it was all grown
over with thorns,
and nettles had
covered the face thereof,
and the stone wall
thereof was broken down."
(Proverbs 24:30-31)*

4. Weeding


Weeds shelter pests, and also take nourishment and space from garden plants. When your plants are big enough to tell the difference from weeds, remove the weeds. Dig, or pull them out by their roots.

The thorns (weeds) are like the cares of this world and the deceitfulness of riches, they choke out the Word, and the seed becomes unfruitful.

A **thorough** weeding of the sins in our lives must take place, that we might become pure in heart.

“Blessed are the pure in heart: for they shall see God.” (Matthew 5:8) Those who are **thoroughly** weeding their heart-garden will, “manifest a growing distaste for careless manners, unseemly language, and coarse thought. When Christ abides in the heart, there will be purity and refinement of thought and manner.” (MB 24-25)

Can the pure in heart have even one weed in the garden of their heart? The heart-garden must be **thoroughly** weeded.



Weed your garden and measure the smallest weed and the largest weed you pull.

Largest _____

Smallest _____

“Instead of the thorn shall come up the fir tree, and instead of the brier shall come up the myrtle tree: and it shall be to the Lord for a name, for an everlasting sign that shall not be cut off.” (Isaiah 55:13)

“The wilderness and the solitary place shall be glad for them; and the desert shall rejoice, and blossom as the rose.” (Isaiah 35:1)

5. Mulching


What is mulch? It is chopped up leaves, compost, grass clippings, nutshells, peat moss, pine needles, straw, or wood chips. Some gardeners spread mulch among the garden plants. Mulch helps stop the growth of weeds by not allowing them to receive air and sunlight. It also helps the soil hold moisture. You will not need to water as often if you use mulch. If weeds do come up through the mulch, pull them by hand.

“Christ is *‘the Prince of Peace’* (Isaiah 9:6), and it is His mission to restore to earth and heaven the peace that sin has broken. *‘Being justified by faith, we have peace with God through our Lord Jesus Christ.’* (Romans 5:1)” (MB 27)

“The sweet savor of Christ surrounds them” as the mulch surrounds the plant. “The fragrance of the life, the loveliness of the character, reveal to the world the fact that they are children of God.” (MB 28) Just as a plant can grow better free of weeds, so the life is a sweet fragrance when it is free of sin.

We are told, *“Blessed are the peacemakers for they shall be called the children of God.”* (Matthew 5:9)

Remember, mulch helps stop the growth of weeds. Why? As children of the Prince of Peace, we will do all we can to stop the growth of sin. And, “whoever, by word or deed, shall lead another to renounce sin and yield his heart to God, is a peacemaker.” (MB 28)



If you have a 10 gallon (38 liter) bag of grass clippings and two quarts (2.2 liters) will cover one square foot (.30 sq. meters.) How much garden space can you mulch?

Remember, mulch does not allow the weeds to receive air and sunlight. Without the Holy Spirit (air) and warmth of God’s love (sunlight), a person cannot have spiritual growth.


7. Larger Blossoms and Bigger and Better Fruit

You can help the plant to produce larger blossoms than normal. Pinch off the plant's main stem. The energy of the plant will go into making the blossoms instead of into the stalk. To have larger blossoms, remove some of the blossoms, allowing the energy to go into the remaining ones. These remaining ones will produce better and bigger fruit.

"Blessed are ye, when men shall revile you." (Matthew 5:11) "Revile" means to defame, rail at, chide, or taint. As the gardener pinches off the main stem and extra blossoms to produce larger and better fruit, so the heavenly Gardener allows reviling to help our characters produce the bigger and better fruits of the Spirit.

"Christ is acquainted with all that is misunderstood and misrepresented by men. His children can afford to wait in calm patience and trust, no matter how much maligned and despised; for nothing is secret that shall not be made manifest, and those who honor God shall be honored by Him in the presence of men and angels." (MB 32)

"Take, my brethren, the prophets, who have spoken in the name of the Lord, for an example of suffering affliction, and of patience." (James 5:10)



Pinch off the main stock at the appropriate growing time, and also the extra blossoms on part of your plants. On the rest of your plants, leave the main stock and all the blossoms. At harvest time measure and weigh the fruit to see the difference in size. Do this on plants of the same variety.

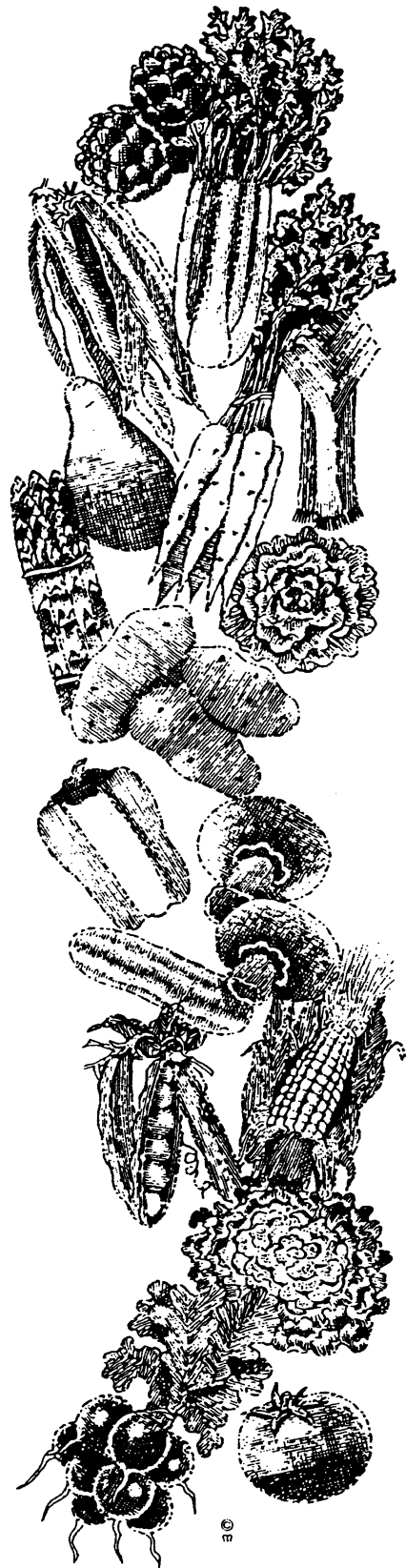
Discuss this lesson together with your teacher.

Blessings From the Garden

Sometimes the Lord removes something good from our lives and we wonder why. It is like when the gardener removes the main stem. It is only natural and seemingly right for the plant to continue growing in the direction of the main stem, but it may be removed because the Lord desires to produce some unusually large blossom or fruit of rare value. If He takes anything away from our lives which seems good, it is always because He has something better in mind for us. He will never cause a needless pain.


Discuss as a family some of the losses of seemingly good things you have experienced and explore together some of the reasons God allowed their removal.

Write Your Lessons Below



VI Picking and Preserving

Harvesting Flowers, Vegetables, and Fruits




“Behold, the husbandman waiteth for the precious fruit of the earth, and hath long patience for it, until he receive the early and latter rain. Be ye also patient: stablish your hearts: for the coming of the Lord draweth nigh.” (James 5:7-8)

The day comes when the flower buds are starting to burst forth. This is the time to cut the flowers because they will last longer indoors.

Each vegetable and fruit has a set time and by looking at your seed package you will know the time of harvest.

We can also know when it is near for Jesus to come and harvest the earth. When is this? When the character of God is fully, or **thoroughly** developed in His people. Study your Bible (seed package) to know about other signs.


“Christ is waiting with longing desire for the manifestation of Himself in His church. When the character of Christ shall be perfectly reproduced in His people, then He will come to claim them as His own.” (COL 69)



“But the fruit of the Spirit is love, joy, peace, longsuffering, gentleness, goodness, faith,

“Meekness, temperance: against such there is no law.” (Galatians 5:22-23)

“For as the earth bringeth forth her bud, and as the garden causeth the things that are sown in it to spring forth; so the Lord God will cause righteousness and praise to spring forth before all the nations. (Isaiah 61:11)



Keep a record of each variety of plant you planted and how much each one yielded. This can remind you of the "book of remembrance" Heaven keeps which contains the righteous deeds of the saints.

Find out the current price in the store. How much produce did you take from your garden?

Give 10% tithe and a thank offering on everything God gave you in the garden.

TITHE

THANK OFFERING

As you do this you will be reminded of Jesus' Second Coming to gather those who have **thoroughly** followed the principles of God as explained in the Sermon on the Mount.

"My beloved is gone down into his garden, to the beds of spices, to feed in the gardens, and to gather lilies." (Song of Solomon 6:2)

Preserving

When living in extreme seasonal climates it is sometimes necessary to preserve certain foods for times when they are not readily available. God has many ways to preserve His people in this cold world. Jesus is our Preserving Agent as shown in the life of Joseph (see Genesis 45:7).

There are several ways to preserve foods.

1. Fresh - very best
2. Drying - best
3. Freezing - next best
4. Canning - least nutritional

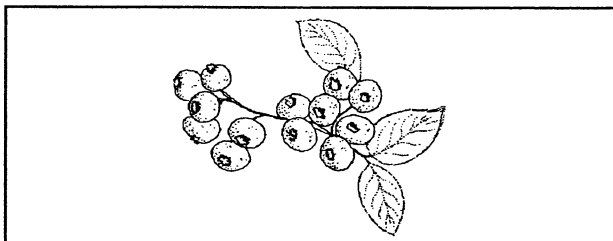
“Thou art my hiding place; thou shalt preserve me from trouble; thou shalt compass me about with songs of deliverance.” (Psalm 32:7)

“Withhold not thou thy tender mercies from me, O Lord: let thy lovingkindness and thy truth continually preserve me.” (Psalm 40:11)

“The Lord shall preserve thee from all evil: he shall preserve thy soul.


“The Lord shall preserve thy going out and thy coming in from this time forth, and even for evermore. (Psalm 121:7-8)

Any kind of preserving causes the food to lose nutritional value. There is a price to pay. The way to get the most food value is to eat the ripe food directly from the plant. (God will have a mature [ripe] people plucked from this planet and taken to heaven.) It is enjoyable to have a meal on occasion at the tree, or in the garden. Live foods directly from the plant eaten without cooking are the most nutritious. However, it is not always practical to do this.



1. Fresh is Best

When transporting fresh food from the store or garden it is best to keep it cool. (Example: Apples kept at 70° F for one day lose more value than if they were kept at 32° F for one week.)



The most important consideration in deciding which method of home food preservation to use is how each method effects the nutrients in the food. There are losses in vitamins and minerals from the way food is preserved in the home for eating. It is always best to eat foods in their live state. God wants us to be preserved in our live state and the 144,000 will be an example of this.

“...Let them [God’s people] teach the people to preserve the health and increase the strength by avoiding the large amount of cooking that has filled the world with chronic invalids. By precept and example make it plain that the food which God gave Adam in his sinless state is the best for man’s use as he seeks to regain that sinless state.” (7T 135)

<p>“...God is trying to lead us back, step by step, to His original design, - that man should subsist upon the natural products of the earth.” (CD 380)</p> <p>Heat will cause the loss of nutritional value. When cooking food it is always best to steam lightly.</p>	<p>4. Canning</p>
<p>2. Drying</p>	<p>Most vitamins are affected by heat, and vitamins will be lost in canning. It is important to store canned foods in dark places, at 65° F or less. The vitamin C in canned tomatoes can be reduced 25 percent when stored at 80° F (metric) for a year, and 10 percent of the vitamin A will be lost.</p>
<p>The process of drying preserves a percentage of most vitamins, except those lost when blanching. If the food is stored over a long period of time there will be major losses in vitamins A, C, and E. Vacuum packed dried foods retain more vitamins over a period of time.</p>	<p>For more detailed instructions on each process see a good encyclopedia:</p> <ul style="list-style-type: none"> Food Preserving Cold Storage Dehydrated Foods Food, Frozen
<p>3. Freezing</p>	<p>Like the loss of vitamins that occurs when preserving foods, so sin has caused a loss to the individual and God. In order for God to preserve a people from sin He gave up His Son. Jesus gave up Heaven to come and lived on this earth to show and teach people how to be preserved eternally in the best way. The recipe is in the Sermon on the Mount. A thorough work must be done in each heart.</p> <p style="text-align: center;"><i>“And the Lord shall deliver me from every evil work, and will preserve me unto his heavenly kingdom: to whom be glory for ever and ever.”</i> (II Timothy 4:18)</p>
<p>There is not a significant loss of vitamins by freezing. What causes the loss of vitamins is blanching prior to freezing and the change of temperature in keeping them frozen over long periods. At temperatures above 15° F sometimes over half the vitamins can be lost. Beans, broccoli, cauliflower, and squash may lose from 1/3 to 3/4 of their vitamin C when kept frozen for a year at 0° F. Frozen foods must be kept at a constant temperature of 0° F, or less.</p>	

VII Pausing

Winter



If you do not have a year-round growing season, you should prepare your garden for winter. Some bulbs need to be dug up in the fall and stored where they will not freeze. Prepare the soil for planting again in the spring, and then let it rest during the winter.

God takes His people to the heavenly store-house where they will dwell throughout eternity. This is the eternal rest for God's people from sin and sinners.


“And I will bring again the captivity of my people of Israel, and they shall build the waste cities, and inhabit them; and they shall plant vineyards, and drink the wine thereof; they shall also make gardens, and eat the fruit of them.

“And I will plant them upon their land, and they shall no more be pulled up out of their land which I have given them, saith the Lord thy God.” (Amos 9:14-15)

“And they shall build houses, and inhabit them; and they shall plant vineyards, and eat the fruit of them.

“They shall not build, and another inhabit; they shall not plant, and another eat: for as the days of a tree are the days of my people, and mine elect shall long enjoy the work of their hands.” (Isaiah 65:21, 22)

“Yea, I will rejoice over them to do them good, and I will plant them in this land assuredly with my whole heart and with my whole soul.” (Jeremiah 32:41)



Period

A Full Cycle



“And he said, So is the kingdom of God, as if a man should cast seed into the ground;

“And should sleep, and rise night and day, and the seed should spring and grow up, he knoweth not how.

“For the earth bringeth forth fruit of herself; first the blade, then the ear, after that the full corn in the ear.

*“But when the fruit is brought forth, immediately he putteth in the sickle, because the harvest is come.”
(Mark 4:26-29)*



1) kernal of corn
(seed of truth planted)



2) plant sprouts
(begins to grow)



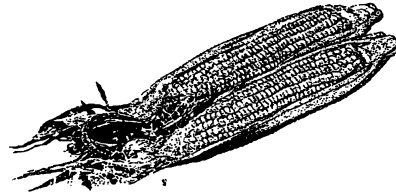
3) corn stalk
(continues to grow)



4) corn ear
(develops the perfect ear)


***“Be ye therefore perfect,
even as your Father
which is in heaven is perfect.”
(Matthew 5:48)***

Pondering Profitable Gardening



1. Why do people become gardeners? _____
2. Who is the true Husbandman? _____
3. Who is the false Husbandman? _____
4. What is the garden? _____
5. List the seven steps in the advancing cycle of gardening.

1. _____
2. _____
3. _____
4. _____
5. _____
6. _____
7. _____




6. Fill in the blanks: As with _____ so with the
“_____ there is an _____ line
of _____.” (MB 13)
7. What does **thoroughness** mean? _____

Kinds of Gardens

1. Name the two kinds of gardens. _____

2. Explain what *Life Sketches*, page 244 means.

I Planning a Garden



1. List the steps in planning a garden.
 1. _____
 2. _____
 3. _____
 4. _____
 5. _____
2. Explain the spiritual parallel for each step.
 1. _____
 2. _____
 3. _____
 4. _____
 5. _____
3. What is the first step in gardening? _____
What is the first step in gardening the heart? _____

II Provisions for Gardening

1. What tools are helpful for gardening? _____

2. What tools are helpful for gardening the heart? _____

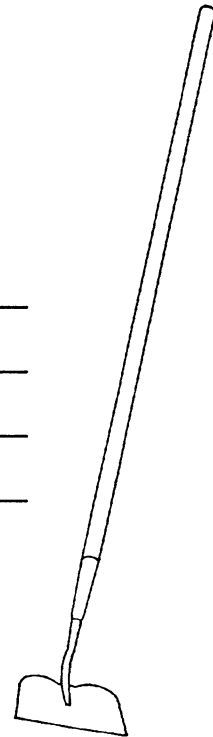

3. Name some plants grown from seed. Can you think of character traits that are like seeds? _____

4. What does it mean to mourn? _____

III Preparing the Soil

1. How do you prepare the soil?

1. _____
2. _____
3. _____
4. _____



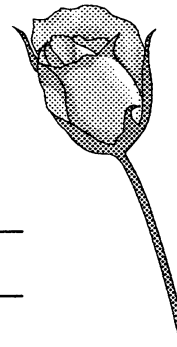
III Preparing the Soil continued:

2. What do these four things remind us in heart-gardening?

1. _____
2. _____
3. _____
4. _____

3. What does it mean to be meek? _____

IV Planting and Transplanting



1. What are the general rules for planting flowers?

1. _____
2. _____
3. _____

2. Describe how to make a row. Demonstrate it for your teacher.

3. Where in the Bible does it teach us how to transplant the thoughts from the things of this world to the things of heaven? _____

4. What kind of work needs to be done? _____

V Prospering

1. What kind of care does a garden need? _____

2. List some things that aid in the care of a garden.

1. _____

2. _____

3. _____

4. _____

5. _____

6. _____

7. _____



3. What does it mean to hunger and thirst after righteousness?

4. What can you look for when buying seeds? _____

5. How can you avoid the threat of plant disease and the attacks of certain insects? _____

V Prospering Continued:



6. What does Matthew 5:7 mean? _____

7. Why is weeding important in the garden and in our lives?

8. What does it mean to be pure in heart? _____

9. What is mulch? _____

How does it work? _____

10. What does it mean to be a peacemaker? _____

11. What are supports used for? _____

12. What does Matthew 5:10 mean? _____

V Prospering continued:

13. How does the word “cross” translate? _____

14. Describe how to have bigger and better produce. _____


15. What does Matthew 5:11 mean? _____

VI Picking and Perserving

Harvesting

1. Look up the meaning of “pick” and “harvest” in the dictionary.

2. What does harvest remind us of? _____




VII Pausing

Winter

1. How can you prepare your garden for winter? _____

2. What is the heavenly store-house? _____




*But when the fruit is brought forth,
immediately he puteth in the sickle,
because the harvest is come."*

Mark 4:29

Period

A Full Cycle

1. Draw the time period that encompasses a full cycle of a plant.



A decorative border surrounds the page, featuring a row of flowers at the top, various garden tools like shovels and rakes on the sides, and a row of vegetables like carrots and onions at the bottom.

More

Study

Other areas to study about gardening:

- Bulbs
- Compost
- Cold Frame
- Fertilizer
- Fungicide
- Grafting
- Greenhouse
- Hotbeds
- Hydroponics
- Insects
- Lawn
- Mulch
- Pruning
- Seed
- Soil
- Transplanting
- Weeds

Activities



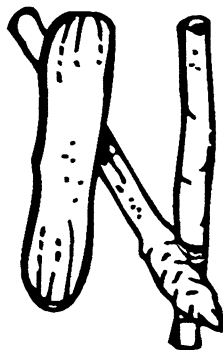

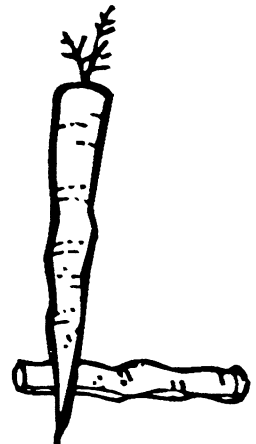


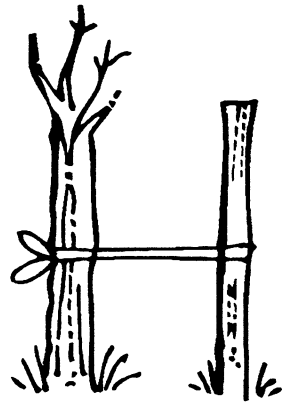


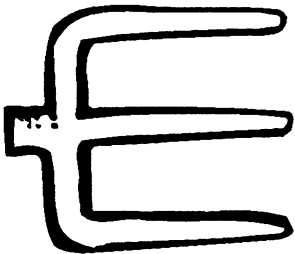
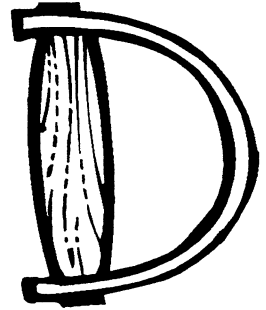
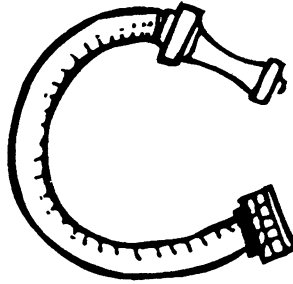
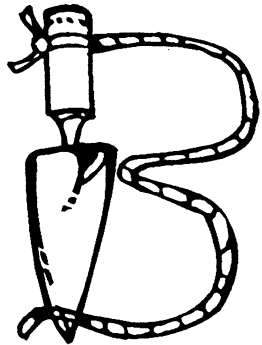

Using the garden alphabet example on the next pages find real items as shown, or make up your own and spell your name.

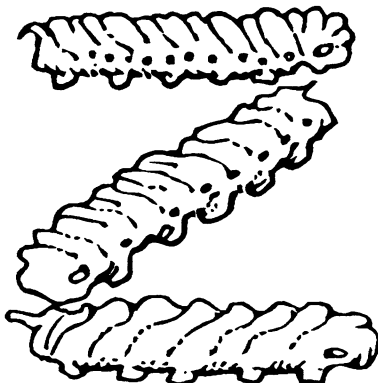
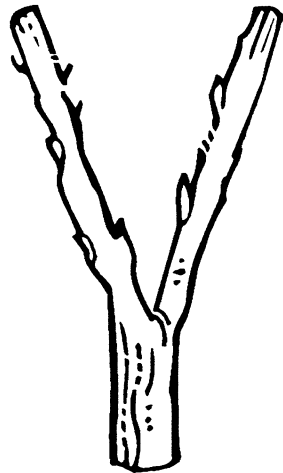



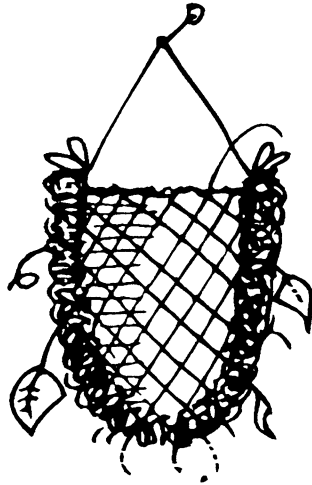



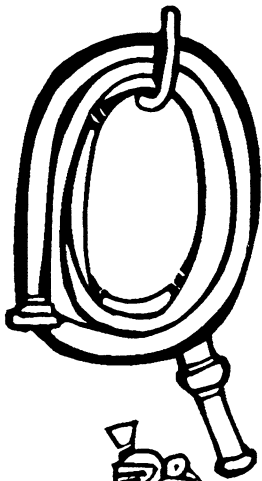
Gather some garden produce and share it with someone. Make a little card and sign your name using the ideas for letters from the garden alphabet.


Write out your memory verse using the garden alphabet and real items. Spread it out on the ground to show your friends.

Plan a garden lunch and invite someone you have never had to your home for a meal. Share with them some of the lessons you have learned from the garden.

Garden Alphabet







Mark Your Bibles

Gardening “Thoroughness”

Gardeners
God (John 15) you

Full Cycle
Mark 4:26-29

I Planning

Site - Matthew 5:1-2

Space

Poor in Spirit-Matthew 5:3

Seed and Seedling-Psalm 92:12

Schedule-II Peter 1:6

Soil-The soil reminds us of the hearts of believers. (COL 56)

II Provisions

Prayer, Bible, Nature -

Galatians 5:22-23

Mourn-Matthew 5:4

Psalms 107:37-38

III Preparing the Soil

Isaiah 7:25

Isaiah 28:8, 25-26

Meek-Matthew 5:5

Psalms 25:9

Matthew 11:29

IV Planting and Transplanting

Psalms 107:37

I Corinthians 3:6-9

V Prospering

Fertilizer and Water

Isaiah 32:20, Isaiah 58:11,

Isaiah 44:3, Isaiah 30:1

Psalms 36:9, Deuteronomy 32:2

Jeremiah 31:12

Disease and Pests

Nahum 3:16

Joel 2:3

Slothful Gardener

Proverbs 24:30-31

Hunger and Thirst-Matthew 5:6

Isaiah 55:1

Merciful-Matthew 5:7

I Peter 3:8

Weeding-Pure-Matthew 5:8

Isaiah 55:13; 35:1

Mulching-Peace-Matthew 5:9

Isaiah 9:6

Romans 5:1

Support-Persecuted-Matt. 5:10

Romans 8:18

II Corinthians 4:17

Larger Blooms Better Fruit-

Reville-Matthew 5:11

James 5:10

VI Picking and Preserving

James 5:7-8

“Christ is waiting with longing desire for the manifestation of Himself in His church. When the character of Christ shall be perfectly reproduced in His people, then He will come to claim them as His own.” (COL 69)

Galatians 5:22-23

Isaiah 61:11

Psalms 32:7

Psalms 40:11

Psalms 121:7-8

II Timothy 4:18

VII Pausing

Amos 9:14-15

Isaiah 65:21-22

Jeremiah 32:41

“Thou visitest the earth, and waterest it:
thou greatly enrichest it with the river of God,
which is full of water:
thou preparest them corn,
when thou hast so provided for it.

“Thou waterest the ridges thereof abundantly:
thou settlest the furrows thereof:
thou makest it soft with showers:
thou blessest the springing thereof.

“Thou crownest the year with thy goodness;
and thy paths drop fatness.”

Psalm 65:9-11



Mark 4:29