

Designs in Nature

by

The Master Designer

*“The works of the Lord are great,
sought out of all them that have pleasure therein.*

*“His work is honourable and glorious:
and his righteousness endureth for ever.*

*“He hath made his wonderful works to be remembered:
the Lord is gracious and full of compassion.”*

Psalm 111:2-4

*"The Lord God
commands things into being.
He was the first Designer."
(UL 340)*

Promptness

**The shapes in nature
are not always exact
but general.**

Copyright
SonLight Education Ministry
www.sonlighteducation.com
sonlighteducationministry@gmail.com
(Find contact information online)

Printing permissions for personal use only.

Table of Contents

Title	Page
Master Designer	1
Size in Nature	2
Shapes in Nature	4
Straight Lines	5
Curved Lines	7
S-Curved Line	9
Circle	11
Oval and Ellipse	15
Angle	17
Triangle	21
Cross	25
Pentagon	29
Hexagon	33
Square	35
Rectangle	37
Sphere	41
Cylinder	43
Cone	45
Cube	47
Polyhedrons	49
Peculiar Patterns and Lines	51
Symmetry	53
Radial Symmetry	55
Bilateral Symmetry	57
Spiral Symmetry	59
Phyllotaxy Spirals	61
Measuring Nature	63

"The Lord God commands things into being.

He was the first Designer."

(UL 340)

Instructions

1. **This is a workbook to help the student discover God's mathematics in nature.**
2. **The following information should be covered with the student before beginning this lesson or during it:**

Bible Lesson - Matthew 9:9-17; Mark 2:13:22;
Luke 5:27-39

The Desire of Ages, pages 272-280
"Levi-Matthew"

Character Quality - Promptness -

quickness to act; readiness; willingness; eagerness; alertness. (Luke 12:40)

antonyms - remissness; laxness; slackness; dilatoriness; slowness; lateness.

Memory Verses - Psalm 51:17; Matthew 9:9;
Matthew 9:12-13; Luke 5:36-39;
Revelation 2:1-7; Revelation 3:14-22
(Learn as many of these as you can
while doing these mathematics lessons)

3. **Go through the introduction section then begin with straight lines. After going through the information take this booklet and go outside to fill in the squares as you discover the shapes in nature. If it is a rainy or snowy day find pictures in old magazines, calendars, etc.**
4. **Do several sections each day, or as many as your child has interest in. Remember, the shapes in nature are not always exact but general.**

Mathematics in Nature

Master Designer

“The works of the Lord are great, sought out of all them that have pleasure therein.

“His work is honourable and glorious: and his righteousness endureth for ever.

“He hath made his wonderful works to be remembered: the Lord is gracious and full of compassion.”

Psalm 111:2-4

God is the great **Master Designer**. As the psalmist tells us, His works are great, honourable, glorious, and wonderful.

“By the word of the Lord were the heavens made; and all the host of them by the breath of his mouth.

“For he spake, and it was done; he commanded, and it stood fast.”

Psalm 33:6, 9

“Who laid the foundations of the earth, that it should not be removed for ever.”

Psalm 104:5

There was nothing but space and God filled the space with variety and beauty. Space became the backdrop on which the **Master Designer** painted the real and moving picture of this world and its teeming nature. This nature teaches us more about the character of the great skillful Master Artist.



Size in Nature

God has created both the very large and the very small things in **nature**, yet all follow a mathematical design. A tiny shoot begins to grow, and as it does the stem will branch out and put on more leaves. The stem continues to thicken as still more leaves and branches are added. This illustrates how we are strengthened as we are called upon to bear more responsibilities. As the surface area increases it branches out to distribute the **size** and weight, as shown in a tree. *“The liberal soul shall be made fat.”* (Proverbs 11:25) God *“daily loadeth us with benefits”* so that our souls will overflow in outreach to others.

A small animal organism does not branch out but its cells divide. Its one cell becomes two cells then four cells then eight cells, and so on. It makes itself small again and starts over with more like itself covering a greater surface.

Things are restricted in **size**. A “skin” of a drop of water can only hold so much liquid. If the volume of water is too great

the little “skin” will burst. No rain drops are found to be as big as a watermelon. God has set their boundaries in mercy to mankind.

Different things were created to be confined to different latitudes and dimensions. With cells we find a limit of **size**. Neutrons, electrons, and protons make up atoms, and unite to form molecules; molecules combine to form cells; and cells form organisms. One can never find a single atom, molecule, or cell as big as a man. Each form has its special bounds. But each form was created to work together with others like itself to make larger structures and organisms. Jesus called Levi-Matthew to be part of his church structure composed of the other disciples and all who would follow the light.

The properties of the small differ from those of the large within a given class or form. Small creatures breathe faster than large creatures. (Usually one breath is taken for every four heartbeats. The rate of breathing, wingbeats, movement of limbs, decreases with

increasing **size**.) The hearts of small creatures beat faster, their sounds are higher-pitched, and their wings or limbs move with more speed. They eat more food in relation to their body weight, reproduce faster, and live only a short time. *“So teach us to number our days, that we may apply our hearts unto wisdom.”* (Psalm 90:12)

About twenty-five million heartbeats are estimated for a life span. A rat will live about three years, a rabbit seven, a man seventy, and the elephant and whale even longer.

There are advantages to being large and small:

Small

- eats smaller amounts of food
- less complex and harder for predators to find
- high rate of reproduction

Large

- loses less body heat and can survive in cold climates
- consumes less food in proportion to body weight
- superior predator


You will notice that melons, pumpkins, and squash do not grow on trees. As an apple grows at some point it falls to the ground because of weight. Each was created to grow where its **size** was taken into account. This was also for the purpose of protecting man. It would be very dangerous to walk under a “watermelon tree!”


As the natural world increases in **size** and weight what holds it up must become more sturdy. Notice the legs of a butterfly, the trunk of a tree, a sapling, and the legs of an elephant. Each is designed to support the body. If a bell pepper were not hollow inside, its stem could never hold it in place. The feather’s central rib and a palm frond central rib are made to hold different **sizes**, and weights, and they serve a unique purpose.


The First Designer made everything to follow certain patterns whether it was large or small - all follow a mathematical design.


Shapes in Nature


The Great Designer made:


straight lines, 


curved lines, 


angles, 

circles, 


ovals, 

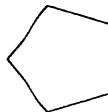
ellipses, 

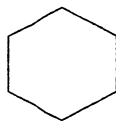
triangles, 

crosses, 


squares, 


rectangles, 

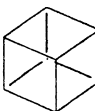
pentagons, 

hexagons, 

spheres, 

cylinders, 

cones, 

cubes, 





polyhedrons,

and a multitude of other shapes and designs can be found in nature.

Straight Lines _____

“a long narrow mark; direct”

Draw or paste pictures in the squares of examples of **straight lines** that you find in nature on your walk today.

	<p>Examples:</p> 	
		
		

More Examples: some stripes on fish, snowflakes, porcupine needles, fins on a fish, walking stick insect, legs on some animal, thorns, beaks and bills of some birds, neck of a giraffe, trunk of some trees, dragonfly's abdomen, center of a flower, bamboo, dandelion seed stem, yucca plant, barley

Lessons on Straight Lines

What do **straight lines** remind you of?

*“Enter ye in at the strait gate:
for wide is the gate,
and broad is the way,
that leadeth to destruction,
and many there be which go in thereat:*

*“Because strait is the gate,
and narrow is the way,
which leadeth unto life,
and few there be that find it.”*

Matthew 7:13-14

“The narrow, upward road leading to home and rest furnished Jesus with an impressive figure of the Christian way. The path which I have set before you, He said, is narrow; the gate is difficult of entrance; for the golden rule excludes all pride and self-seeking. There is, indeed, a wider road; but its end is destruction. If you would climb the path of spiritual life, you must constantly ascend; for it is an upward way. You must go with the few; for the multitude will choose the downward path.”
(MB 138)

We must be **prompt** to get on the narrow way and to the **strait gate**. Matthew was **prompt** in following Jesus.




Write in lessons on **straight lines** you think of in the space above.

Curved Lines



“bending or turning”

Draw or paste pictures in the squares of examples of **curved lines** that you find in nature on your walk today.

Examples		
		
		

More Examples: ears, seeds, antennae on some insects, hair (some), vines, roots, rocks, mushrooms, proboscis, teeth, zebra stripes, scales on fish, branches on trees, plant stems, tails of many animals, horns, elephant trunk, beaks and bills of some birds

Lesson on Curved Lines

What do **curved lines** remind you of?

*“Say unto them,
As I live, saith the Lord God,
I have no pleasure in the death of the wicked;
but that the wicked turn from his way and live:
turn ye, turn ye from your evil ways;
for why will ye die, O house of Israel?”*

Ezekiel 33:11

“Sitting at his toll booth one day, the publican saw Jesus approaching. Great was his astonishment to hear the words addressed to himself, ‘*Follow Me.*’ ”
(DA 273)

With **promptness** Levi-Matthew turned from his old life of sin and his lucrative business and followed Jesus.

Have you turned?


Write in lessons on **curved lines** you think of in the space above.

S - Curved Line

“bending and turning”

S

Draw or paste pictures in the squares of examples of **S-curved lines** that you find in nature on your walk today.

	<p>Example</p> 	

Examples: river, necks of many birds, front legs of a praying mantis, eel, crawling worm, crawling snake

Lessons on S - Curved Lines

What does the **S-curve** remind you of?

*“To open their eyes,
and to turn them from darkness to light,
and from the power of Satan unto God,
that they may receive forgiveness of sins,
and inheritance among them
which are sanctified by faith
that is in me.”*

Acts 26:18

Jesus saw an open heart to truth in Levi-Matthew. The Pharisees had judged him according to his employment. Tax collectors are not popular people, even today.

When Jesus called Matthew, he followed with **promptness**.

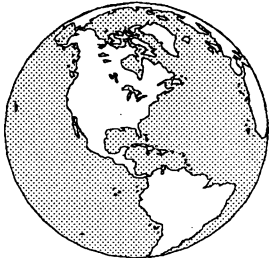

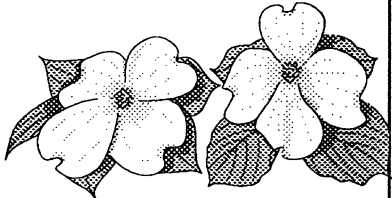
Do you **promptly turn and bend** toward the Light, Jesus when He calls you?

Write in lessons on **S - curved lines** you think of in the space above.

Circle

“a closed plane curve with every point of equal distance from the central point”
(see Isaiah 40:22)

Draw or paste pictures in the squares of examples of **circles** that you find in nature on your walk today.

	Examples	
		
		

Examples: eyes of some animals, some foliage on a tree, rain drop, lily pad, some clouds, some coral, markings on some butterflies and moths, cross-section of some tree trunks, red blood cells, earth, planets, center of some flowers

Lessons on Circles

What does the **circle** remind you of?

*“Jesus loves to have us come to Him just as we are,
sinful, helpless, dependent.*

*We may come with all our weakness, our folly, our sinfulness,
and fall at His feet in penitence.*

*It is His glory to encircle us in the arms of His love
and to bind up our wounds,
to cleanse us from all impurity.”*

Steps to Christ 52

Levi-Matthew **promptly**
left all to go into the **encircling**
arms of Jesus' love.

Are you in His **encircled**
arms of love?

Write in lessons on **circles** you think of in the space above.

More Lessons on Circles

“The Father’s presence **encircled** Christ, and nothing befell Him but that which infinite love permitted for the blessing of the world. Here was His source of comfort, and it is for us. He who is imbued with the spirit of Christ, abides in Christ. The blow that is aimed at him falls upon the Saviour who surrounds him with his presence. Whatever comes to him comes from Christ. He has no need to resist evil for Christ is his defense. Nothing can touch him except by our Lord’s permission, and *‘all things’* that are permitted *‘work together for good to them that love God.’* Romans 8:28” (MB 71)

The line of the **circle** has no beginning and no end and it therefore suggests eternal continuity, or in other words, something that lasts forever. In Isaiah 40:22. God is referred to as sitting *“upon the **circle** of the earth.”* Even the **circular** shape of our planet reminds us of the fact that it will continue forever as it is written: *“And he built his sanctuary like high palaces, like the earth which he hath established forever.”* Psalm 78:69

Another **circle** that God intends to be a symbol of eternal continuity is the family **circle**. We must pray that our entire family will surrender to Jesus so that our **circle** may be unbroken in heaven. “There is a sacred **circle** around every family which should be preserved. No other one has any right in that sacred **circle**.” (AH 177)

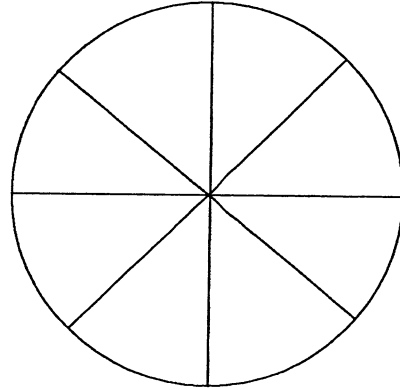
“The cause of division and discord in families and in the church is separation from Christ. To come near to Christ is to come near to one another. The secret of true unity in the church and in the family is not diplomacy, not management, not a superhuman effort to overcome difficulties - though there will be much of this to do - but union with Christ.

“Picture a large **circle**, from the edge of which are many lines all running to the center. The nearer these lines approach the center, the nearer they are to one another.

More Lessons on Circles Continued


“Thus it is in the Christian life. The closer we come to Christ, the nearer we shall be to one another.” (AH 179)

Just as all points on the **circle** are equal in distance from the center, so we are all equally dear to the heart of God.



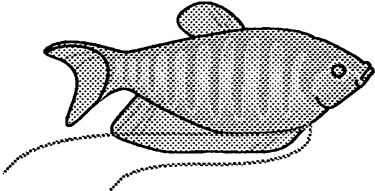

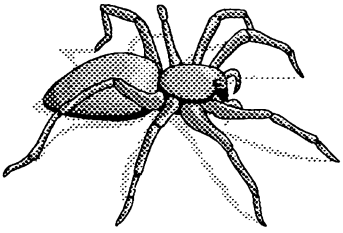
Write in more lessons on **circles** you think of in the space above.

Oval and Ellipse



“an elongated circle”

Draw or paste pictures in the squares of examples of **ovals and ellipses** that you find in nature on your walk today.

Examples		
		
		

Examples: many leaves, bodies of many fish, outline of some trees, bodies of some insects like a female termite, some shells, abalone, chicken’s egg, bodies of some birds

Lessons on Ovals and Ellipses

What do ovals and ellipses remind you of?

*“Thick clouds are a covering to him,
that he seeth not;
and he walketh in the circuit of heaven.”*

Job 22:14

Ovals and ellipses remind us of the path of the planets, such as the earth around the sun. Space is filled with universes that revolve around God’s throne. They are held in their orbits by His power and guided in their perfect paths by the Master Mathematician. Just as the power of God in the sun holds the earth in its course, so He will draw the soul, like He did Levi-Matthew, into a path of life centered in Him.



Speaking of the sun, the psalmist declares: *“Which is as a bridegroom coming out of his chamber, and rejoiceth as a strong man to run a race. His going forth is from the end of the heaven, and his circuit unto the ends of it: and there is nothing hid from the heat thereof.”* Psalm 19:5, 6. God has appointed us a circuit and we may **promptly** and joyfully go forth as the sun to run *“the race that is set before us.”* Hebrews 12:1.

Write in lessons on **ovals and ellipses** you think of in the space above.

Angle

“the figure formed by two lines meeting at a point”

Draw or paste pictures in the squares of examples of **angles** that you find in nature on your walk today.

Examples		
		
		

Examples: branches attached to a tree, trunk of a tree as it meets the ground, leaves on a stem, bent arm, animal leg hinged on its body

Lessons on Angles

What do **angles** remind you of?

*“Therefore thus will I do unto thee, O Israel:
and because I will do this unto thee,
prepare to meet thy God, O Israel.”*

Amos 4:12

Israel, as a nation, was not prepared to meet Jesus when He came to this earth. Only a few recognized Him, like Levi-Matthew, and responded with **promptness**.

Will you be ready when He comes again?

Jesus

Levi-Matthew life and conversion

Write in lessons on **angles** you think of in the space above.

Lessons on Angles Continued

The word “**angle**” roots from a word meaning “corner.” *“The stone which the builders refused is become the head stone of the corner.”* Psalm 118:22. *“Therefore thus saith the Lord God, Behold, I lay in Zion for a foundation a stone, a tried stone, a precious corner stone, a sure foundation:”* Isaiah 28:16.

“Christ was the corner stone of the Jewish economy, and of the whole plan of salvation. This foundation stone the Jewish builders, the priests and rulers of Israel, were now rejecting... In quoting the prophecy of the rejected stone, Christ referred to an actual occurrence in the history in Israel. While it had a special application at the time of Christ’s first advent, and should have appealed with special force to the Jews, it has also a lesson for us.

“When the temple of Solomon was erected, the immense stones for the walls and the foundation were entirely prepared at the quarry; after they were brought to the place of building, not an instrument was


to be used upon them; the workmen had only to place them in position. For use in the foundation, one stone of unusual size and peculiar shape had been brought; but the workmen could find no place for it, and would not accept it. It was an annoyance to them as it lay unused in their way. Long it remained a rejected stone. But when the builders came to the laying of the corner, they searched for a long time to find a stone of sufficient size and strength, and of the proper shape, to take that particular place, and bear the great weight which would rest upon it. Should they make an unwise choice for this important place, the safety of the entire building would be endangered. They must find a stone capable of resisting the influence of the sun, of frost, and of tempest. Several stones had at different times been chosen, but under the pressure of immense weights they had crumbled to pieces. Others could not bear the test of the sudden atmosphere changes. But at last attention was called to the stone so long rejected. It had been exposed to the air, to sun and storm, without revealing the

Lessons on Angles Continued

slightest crack. The builders examined this stone. It had borne every test but one. If it could bear the test of severe pressure, they decided to accept it for the **cornerstone**. The trial was made. The stone was accepted, brought to its assigned position, and found to be an exact fit." (DA 597, 598)

Christ had to bear the trials and tests of which the treatment of the **cornerstone** in the temple of Solomon was symbolic. But He is not the only one who will be put in this position as it is written in Psalms 144:12 "*that our daughter may be as **corner stones**, polished after the similitude of a palace.*"


From this we can see that Christ's followers will be subjected to tests of various sorts to see whether they are strong. Levi-Matthew was tested as to whether the desire for temporal good or for fellowship with Christ was stronger. He **promptly** made the best choice.



Triangle

“a plane figure that has three sides and three angles”

Draw or paste pictures in the squares of examples of **triangles** that you find in nature on your walk today.

	<p>Example</p> 	

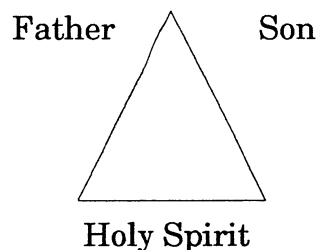
Examples: face markings of a screech owl, wings of some birds in flight, some stems, an ant's head, head of a praying mantis, head of a hornet, some leaves, some flowers, some flower petals

Lessons on Triangles

What do **triangles** remind you of?

The **triangle** is the first geometrical figure made of straight lines that encloses space. Two lines cannot enclose any space; thus, at least three lines are necessary to form a plane figure. (Plane = surface that wholly contains every straight line joining any two points lying in it.) Therefore, the **triangle** illustrates the number three and symbolically represents that which is real, substantial, complete, and entire.

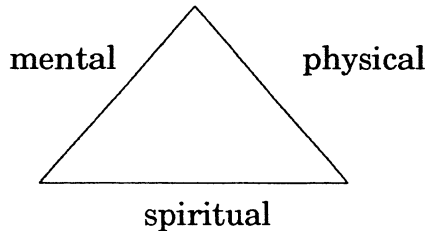
You might like to think of geometry as a relationship between lines. The three lines of the **triangle** remind us of such relationships as; the heavenly Trio.



Write in lessons on **triangles** you think of in the space above.

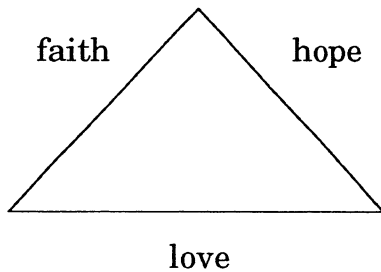
Lessons on Triangles Continued

The nature of man.

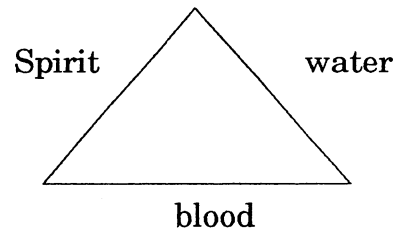


“*Now abideth faith, hope, and charity, these three,*’ faith, which takes hold of Omnipotence and refuses to be baffled; hope, which turns the future triumphs of the good and the true into present encouragement and joy; and love, which consecrates all to God and for God.” (Letter 42, 1901)

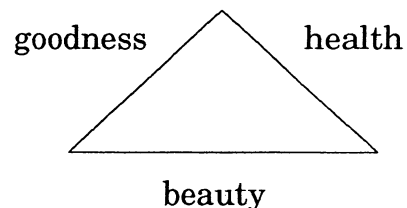
This was Levi-Matthew’s experience. Is it yours?



“*And there are three that bear witness in the earth, the Spirit (Holy Spirit in the form of the dove) and the water (at baptism God’s voice testified), and the blood (death on the cross): and these three agree in one.*” (I John 5:8) These three were witnesses to Christ’s divinity, that men might believe on Him and be saved.



Pray for wisdom to discern the trios that are related like the lines in the triangle in such a way that they compose one thing. Goodness, health and beauty would be one of these trios as each is dependent upon the other in a direct relationship. Goodness is the perfection of character, and health is the perfection of the body, and these are intimately related to true beauty.




Lessons on Triangles Continued

Write in more lessons on **triangles** you think of in the space above.

Cross

“a straight bar and a **crossing** bar”



Draw or paste pictures in the squares of examples of **crosses** that you find in nature on your walk today.

	<p>Example</p>	

Examples: constellation “The Southern Cross,” some flowers, some birds in flight

Lessons on Crosses

What do **crosses** remind you of?

*“But made himself of no reputation,
and took upon him the form of a servant,
and was made in the likeness of men:
And being found in fashion as a man,
he humbled himself,
and became obedient unto death,
even the death of the cross.”*

Philippians 2:7-8

Carrying the **cross** of Christ puts us in union with Him, and cuts away self from the life. Levi-Matthew **promptly** left all to carry that **cross**. Have you?

*“Then said Jesus unto his disciples, If any man will come after me, let him deny himself, and take up his **cross**, and follow me.”*
Matthew 16:24

In **crosses**, one line intersects another line and this is why it is called an “intersection” at the point where two roads meet and **cross** each other.

Write in lessons on **crosses** you think of in the space above.

Lessons on Crosses Continued

The Two Ways

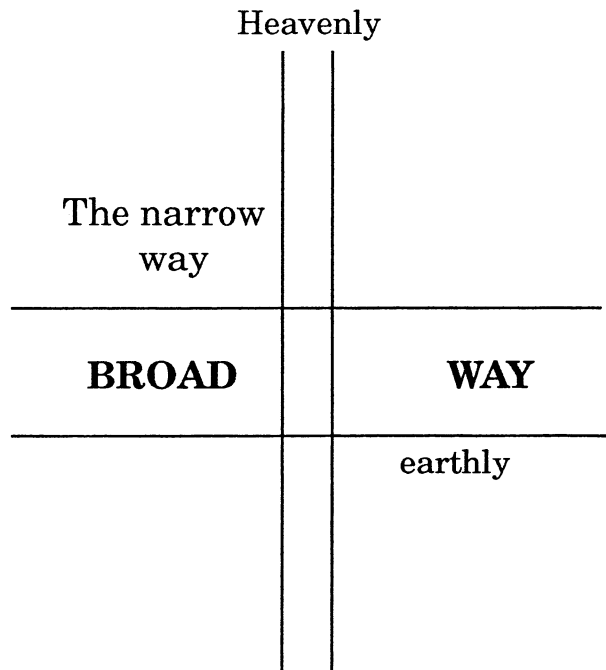
“These roads are distinct, separate, in opposite directions. One leads to eternal life, the other to eternal death.” (I T 127)

Matthew took the road to eternal life. Whenever you come to an intersection in the road where two roads **cross** each other, let it remind you to keep choosing the road that leads to eternal life. *“And thine ears shall hear a word behind thee, saying, This is the way, walk ye in it, when ye turn to the right hand, and when ye turn to the left.”* Isaiah 30:21

When Jesus called Levi-Matthew he **promptly** followed Jesus by turning from the broad road to travel in the narrow way. The rabbis chose the opposite road of unbelief.

“The **cross**, covered with shame and reproach, which Jesus bore for us, stands directly in the Christian’s path. To evade that cross, the selfish, the world-loving, and the pleasure-seeking turn from the light that would guide their feet to Heaven. They

choose doubt, unbelief, infidelity, that they may have the pleasure of following inclination, and giving loose rein to the promptings of the carnal heart.” (ST 2-16-1882)



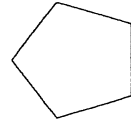
The straight narrow path (line) leading upward to heaven must pierce through and rise above the horizontal (earthly) level.

Lessons on Crosses Continued

Write in lessons on **crosses** you think of in the space above.



Pentagon

“five angles and five sides”



(a **pentagon** is a five-sided polygon - a polygon is a plane figure with several angles and sides, usually over four.)

Draw or paste pictures in the squares of examples of **pentagons** that you find in nature on your walk today.

Examples		
		
		

Examples: starfish, sanddollar's design, some flowers, fruit - starfruit, an apple cut horizontally, dried, open cotton pod, (pentagons makes most of the flowers but none of the crystals)

Lessons on Pentagons

What does a **pentagon** remind you of?

*“Behold, I have longed after thy precepts:
quicken me in thy righteousness.”*

Psalm 119:40

Jesus chose disciples of different personalities and characters. As the **pentagon** has five sides, each disciple reflects a side of Jesus’ character. Levi-Matthew was the fifth disciple to be called. (“Levi-Matthew, who, after the four disciples at Gennesaret, was the next to be called to Christ’s service.” [DA 272])

Levi-Matthew was quick and ready to obey the call. With **promptness** he left all and followed Jesus. Are you **prompt** to follow Jesus each day?

Write in lessons on **pentagons** you think of in the space above.

Lessons on Pentagons Continued

“My grace is sufficient for thee: For my strength is made perfect in weakness.” II Corinthians 12:9



Five is the number of grace.
Three is the number of God.
Four is symbolic of creation.
Five represents redemption.

1. Father
2. Son
3. Holy Spirit
4. Creation
5. Redemption

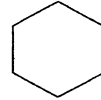
As $4 + 1 = 5$, so divine grace added to man's earthly nature equals redemption. God was **prompt** to step in man's place as soon as there was sin. Will we choose to be as **prompt** in responding to that grace that is freely offered to us?

The **pentagon** outline reminds us of the cut of a jewel. When grace cuts away sin from our characters we will be God's jewels. *“And they shall be mine, saith the Lord of hosts, in that day when I make up my jewels; and I will spare them, as a man spareth his own son that serveth him.” Malachi 3:17*

Lessons on Pentagons Continued



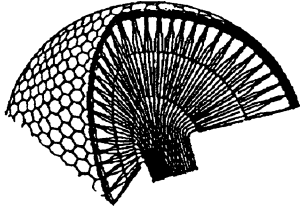
Write in lessons on **pentagons** you think of in the space above.

Hexagon



“a closed plane having six angles and six sides”
(a hexagon is a six-sided polygon)

Draw or paste pictures in the squares of examples of **hexagons**
that you find in nature on your walk today.

Examples		
		
		

Examples: snowflake, honeycomb, beryl, quartz, and calcite crystal, lens of the compound eye of an insect

Lessons on the Hexagon

What do **hexagons** remind you of?

*“Out of Zion, the perfection of beauty,
God hath shined.”*

Psalm 50:2

Six reminds us of man and his ways. He was created on the sixth day. Nature shows us the great possibilities for man in nature's perfection in six.

Christ saw great possibilities in Levi-Matthew and **promptly** called him. He sees great possibilities in you!


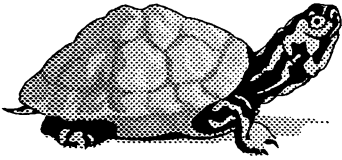
A **hexagon** is shaped in such a way that the three sides on one side of it match the three sides on the other half. The **hexagon** can remind us that man was meant to be the counterpart or reflection of God. (The number of God is three.) *“And God said, Let us make man in our image, after our likeness.”* (Genesis 1:26) “Man was the crowning act of the creation of God, made in the image of God, and designed to be a counterpart of God.” (RH 6-18-1895)

Write in lessons on **hexagons** you think of in the space above.

Square □

“having four equal sides and four right angles”

Draw or paste pictures in the **squares** of examples of **squares** that you find in nature on your walk today.

		Examples
		
		

Examples: foliage on some trees, some of the markings on a giraffe, some flower petals, nose of an African Buffalo, some parts on insects, some markings of insect, markings on some turtles

Lessons on Squares

What does the **square** remind us of?

*“And the city lieth foursquare,
and the length is as large as the breadth:
and he measured the city with the reed,
twelve thousand furlongs.*

The length and the breadth and the height of it are equal.”

*“And the wall of the city had twelve foundations,
and in them the names of the twelve apostles of the Lamb.”*

Revelation 21:16, 14

Levi-Matthew had many character defects that needed **squaring-up**. He was **prompt** to leave all his material possessions and follow Jesus. The Master Carpenter (Jesus) would help him in the **squaring** process.

Four is the number of creation. The four lines of the square suggest an enclosed or protected state of creation. The New Jerusalem symbolizes this also because it is **“foursquare.”** Jesus is our city of refuge now and we are protected as we abide in Him. Man’s first home was in Eden which means a garden, as fenced. The word Eden roots from

a Hebrew word which means “to hedge about or protect.” God’s love and His law provide the protection we need until we reach the heavenly city.

Because he was made perfect through Christ, Levi-Matthew will make up one of the foundation stones of the New Jerusalem.

Are you being **squared**?

Write in lessons on **squares** you think of in the space above.


Rectangle



“a four-sided plane figure with right angles
and with opposite sides parallel”

(a **rectangle** is a parallelogram)

Draw or paste pictures in the squares of examples of **rectangles**
that you find in nature on your walk today.

	<p>Example</p> 	

Examples: some foliage on trees, tongues of some animals, some markings on some animals, some parts of insects, some rock formations

Lessons on Rectangles

What does the **rectangle** remind us of?

“In the midst of the street of it, and on either side of the river, was there the tree of life, which bare twelve manner of fruits, and yielded her fruit every month: and the leaves of the tree were for the healing of the nations.”

Revelation 22:2

The two parallel lines of a rectangle remind me of when Jesus called Levi-Matthew. He did not leave him, but was **prompt** to walk beside him to help him. He was like a Tree of Life whose leaves are for healing.

“...Enoch walked with God.”
(Genesis 5:24)

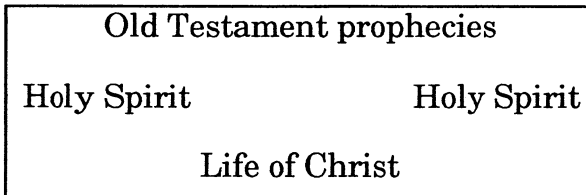
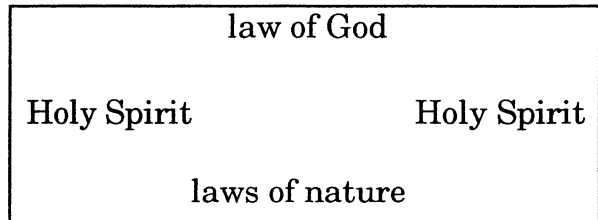
Are you walking with Jesus?

Write in lessons on **rectangles** you think of in the space above.

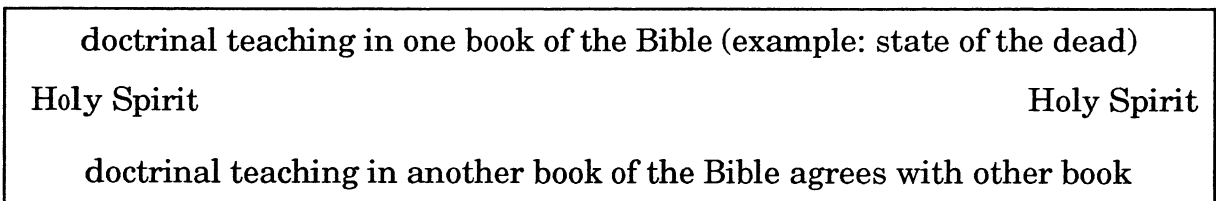
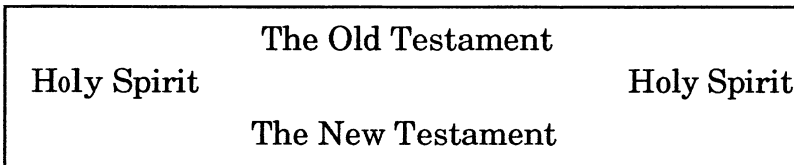
Lessons on Rectangles Continued

The outstanding feature of the **rectangle** is that two lines are parallel and they are longer than the other two lines in the figure. Jesus was trying to get the rabbis to see the parallels between His life and the prophecies of the old Testament but the Pharisees could not perceive them because they did not have the Holy Spirit to connect the two in their minds.

Jesus used parallels a lot in teaching the people. He showed the people how the laws of nature illustrate the law of God. The Holy Spirit reveals these relationships to our minds.



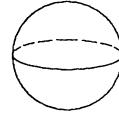
The Bible itself is written in parallels. *“For precept must be upon precept, precept upon precept; line upon line; here a little, and there a little.”* (Isaiah 28:10)



Lessons on Rectangles Continued



Write in lessons on **rectangles** you think of in the space above.

Sphere



“a figure so shaped that every point on its surface is an equal distance from the center;
a ball-shaped body”

Draw or paste pictures in the squares of examples of **spheres** that you find in nature on your walk today.

Examples:		
		

Examples: full moon, some berries, eyeball, mushroom top half of a sphere, many fruits, some seed, ostrich egg, some diatoms, centers of some flowers, bubbles

Lessons on Spheres

What do **spheres** remind us of?

*“God’s ideal for His children
is higher than the highest human thought can reach.
The living God has given in His holy law a transcript of His character.
The greatest Teacher the world has ever known is Jesus Christ;
and what is the standard He has given for all who believe in Him?*

*‘Be ye therefore perfect
even as your Father which is in heaven is perfect.’*

(Matthew 5:48)

*As God is perfect in His high sphere of action,
so man may be perfect in his human sphere.”*

(CT 365)

Jesus called Levi-Matthew to be perfect in his human **sphere** and he responded **promptly** to the call. Have you?

The **sphere** is a solid ball and as it does not have any sides to suggest a beginning or end point so it conveys the idea of continuity. We make balls to play with and throw them through the


air or roll them along. They do not resist such motions but spin continuously and freely. The planets are **spherical** and yield themselves to gravity’s pull. We may learn lessons from the ease with which **spheres** respond to motion. We should **promptly** yield to the movings of the Holy Spirit as Levi-Matthew did.

Write in lessons on **spheres** you think of in the space above.

Cylinder

“a long, round body either hollow or solid.”

Draw or paste pictures in the squares of examples of **cylinders** that you find in nature on your walk today.

	<p>Example</p> 	

Examples: saguaro cacti, cattail heads, bamboo, tree trunks, eels, arm of an octopus, teeth of a hippo, many kinds of worms

Lessons on Cylinders

What do **cylinders** remind us of?

*“...It shall even be as when an hungry man dreameth,
and, behold, he eateth;
but he awaketh, and his soul is empty...”*

Isaiah 29:8

The **cylinder** that is either hollow or solid reminds me of the publicans who were despised by the Jews. They had their own little circle (**cylinder**), and Matthew invited Jesus to be the “honored guest at the table of the publicans.” Levi-Matthew was empty (hollow) spiritually. Jesus came to fill him, and the other publicans, and make their empty (hollow) souls full (solid).

It is important to be **prompt** in responding to Jesus as Levi-Matthew was.

Are you empty, full, or being filled? *“For he satisfieth the longing soul, and filleth the hungry soul with goodness.”* Psalm 107:9



Write in lessons on **cylinders** you think of in the space above.

Cone

“a solid body tapering evenly to a point from a circular base”



Draw or paste pictures in the squares of examples of **cones** that you find in nature on your walk today.

Examples 		

Examples: many marine snails, shape of some coniferous trees and their cones, tusks and teeth on some animals, rose bud, trap of the ant lion, shapes of some mountains

Lessons on Cones

What do **cones** remind us of?

Read The Narrow Way published by SonLight.

The **cone** reminds me of the path that leads to heaven. It starts out wide with many people on it. It narrows as it moves upward. Levi-Matthew and the other disciples followed Jesus and the path became narrower and narrower as they were **prompt** to obey.

“And of all who keep ‘*the Sabbath from polluting it,*’ the Lord declares, “*even them will I bring to My holy mountain, and make them joyful in my house of prayer.*’ Isaiah 56:6, 7” (DA 288)

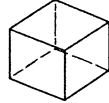
Are you on the narrowing path?

“...Come ye, and let us go up to the mountain of the Lord, to the house of the God of Jacob; and he will teach us of his ways, and we will walk in his paths: for out of Zion shall go forth the law, and the word of the Lord from Jerusalem.” Isaiah 2:3

“There shall be an handful of corn in the earth upon the top of the mountains...” Psalm 72:16

Write in lessons on **cones** you think of in the space above.

Cube



“a solid body having six equal square sides or faces.”

(Three dimensions are needed to form a **cube**,
the length, the breadth, and the height.)

Draw or paste pictures in the squares of examples of **cubes**
that you find in nature on your walk today.

Examples: salt crystals, Epsom salt crystals, some rocks

Lessons on Peculiar Patterns and Lines

What do **peculiar patterns** remind us of?

*“And the Lord hath avouched thee this day
to be his peculiar people,
as he hath promised thee,
and that thou shouldest keep all his commandments.”*

Deuteronomy 26:18

God had a promise for Levi-Matthew, and He has a promise for us... *“Now therefore, if ye will obey my voice indeed, and keep my covenant, then ye shall be a **peculiar** treasure unto me above all people: for all the earth is mine.”* (Exodus 19:5) (see also Deuteronomy 14:2; Psalm 135:4)

Do you mind being **peculiar** like Jesus was to the Pharisees?

*“Who gave himself for us, that he might redeem us from all iniquity, and purify unto himself a **peculiar** people, zealous of good works.”* (Titus 2:14)

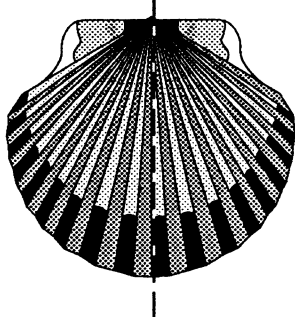
*“But ye are a chosen generation, a royal priesthood, an holy nation, a **peculiar** people; that ye should shew forth the praises of him who hath called you out of darkness into his marvellous light:”* (I Peter 2:9)

Write in lessons on **peculiar patterns** and lines you think of in the space above.

Symmetry

“corresponding in size, shape, and position
of parts that are on opposite sides
of a dividing line or center”

Draw or paste pictures in the squares of examples of **symmetry**
that you find in nature on your walk today.

	<p>Example</p> 	

Examples: Draw a line visually through most of natural objects and you will find that both sides are somewhat symmetrical (sin has made many changes). Some of nature is asymmetrical, or the two sides are not identical.

Lessons on Symmetry

What does **symmetry** remind us of?

*"The disciple is not above his master:
but every one that is perfect shall be as his master."*

Luke 6:40

In the beginning the creation was beautiful and perfect. Sin brought a change. Trees that were once **symmetrical** had missing branches. Man, who came from the hand of his Creator, was tall and perfect in **symmetry**. Adam's face was healthy looking, and he had a joy about him. Sin changed man so today you see deformity. You may see a person with a missing arm or a terrible mark on one side of his face and a sadness upon his countenance.

Even more terrible than physical deformity (lack of **symmetry**) is the spiritual deformity caused by sin. We see this in children who are not **prompt** to obey their parents or God. God can again remake our spiritual life to be **symmetrical** like His. Do you desire to be **symmetrical**?

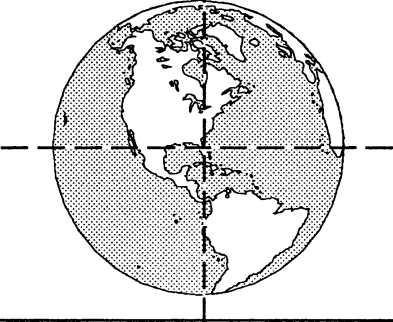
Symmetry suggests the idea of balance. God's character contains a perfect balance of justice and mercy.

Write in lessons on **symmetry** you think of in the space above.

Radial Symmetry

“symmetrically arranged about a central point and fixed”

Draw or paste pictures in the squares of examples of **radial symmetry** that you find in nature on your walk today.

	<p>Example</p> 	

Examples: most flowers, snowflakes, some seashells, sunrise and sunsets, starfish (from above), sea anemone (from above), world, planets

Lessons on Radial Symmetry

What does **radial symmetry** remind you of?

*“The Saviour is the divine Example,
the perfection of holiness,
and He fashions the soul anew.”*

This Day With God, 257

Christ called Levi-Matthew to follow Him. He **promptly** left his old life, and allowed Jesus to become the center of his life, and eventually his life came into perfect harmony with Christ.


Have you asked Jesus to make you anew?

Write in lessons on **radial symmetry** you think of in the space above.

Bilateral Symmetry

“having two sides; two sided”

Draw or paste pictures in the squares of examples of **bilateral symmetry** that you find in nature on your walk today.

	<p>Example</p> 	

Examples: foliage pattern on many plant, cloud formation of cumulus clouds, animals, wood grain

Lessons on Bilateral Symmetry

What does **bilateral symmetry** remind us of?

*“Unto thee it was shewed,
that thou mightest know
that the Lord he is God;
there is none else beside him.”*

Deuteronomy 4:35

You will notice that **bilat-
eral symmetry** is the same on
both sides but not necessarily
the same on the top and bottom.

*“Be ye therefore ready also:
for the Son of man cometh at an
hour when ye think not.”* (Luke
12:40)

We are to be like Jesus, but
we can never be equal to God, the
top. We are the creation repre-
sented by the bottom.

Matthew-Levi was ready.
Are you?


Levi-Matthew understood
that he was a sinner and Jesus
was God and he **promptly** left
all and followed Him.

Write in lessons on **bilateral symmetry** you think of
in the space above.

Spiral Symmetry

“circling around a center”

Draw or paste pictures in the squares of examples of **spiral symmetry** that you find in nature on your walk today.

	<p style="text-align: center;">Example</p> 	

Examples: space - Andromeda Galaxy, **microscope** - algae, bands of chlorophyll called spirogyra, chromosomes, **air** - cyclone, **animals** - shells, big horn sheep's horns, money's tail wrapping around a branch, snake coiled, elephant's trunk, orb spider's web, snail's shell, insect's proboscis, a hawk spiraling on warm air currents, **plants** - center of a daisy, scales of a pinecone, cabbage, buds of ferns, seeds on a strawberry, seeds on asparagus

Lessons on Spiral Symmetry

What does **spiral symmetry** remind us of?

*“ ‘The sacrifices of God are a broken spirit:
a broken and a contrite heart, O God,
Thou wilt not despise.’ (Psalm 51:17)*

*Man must be emptied of self before he can be,
in the fullest sense, a believer in Jesus.*

When self is renounced, then the Lord can make man a new creature.

New bottles can contain the new wine.

The love of Christ will animate the believer with new life.

*In him who looks unto the Author and Finisher of our faith
the character of Christ will be manifest.”*

The Desire of Ages, 280

To circle around God, man must be emptied of self. Think of these things when you see the water swirling down the sink or tub drain.

The Pharisees were not emptied of self. Are you?

Write in lessons on **spiral symmetry** you think of in the space above.

Phyllotaxy Spirals

“the arrangement of leaves on a stem”

Draw or paste pictures in the squares of examples of **phyllotaxy spirals** that you find in nature on your walk today.

Examples: The leaves on the tree: apple-every fifth leaf starts spiral over, oak-every fourth, peach-every sixth, holly-every eighth (two turns before spiral directly starts over the eighth leaf), larch- every twenty-first (eight turns)

Lessons on Phyllotaxy Spirals

What do **phyllotaxy spirals** remind you of?

*"I'm pressing on the upward way,
New heights I'm gaining every day;
Still praying as I onward bound,
Lord plant my feet on higher ground.*

*"Lord, lift me up, and I shall stand
By faith, on heaven's tableland;
A higher plane than I have found;
Lord, plant my feet on higher ground."*

Many leaves grow around the stem in a upward **spiraling** direction. This reminds me of the above hymn.

Are you **spiraling** upward?

Write in lessons on **phyllotaxy spirals** you think of in the space above.

Measuring Nature


Measuring nature can give us concrete ideas about mathematics, such as geometry. It can also teach us many lessons about how God is **measuring** our characters.

*“And there was given me a reed like unto a rod:
and the angel stood, saying,
Rise, and measure the temple of God,
and the altar, and them that worship therein.”*

Revelation 11:1

We **measure** in the following ways:

- Describing with words
- Comparing or paralleling
- Order or arrangement
- Quantifying in units
- Estimation
- Exact **measuring**
- Weight
- Volume and Capacity
- Area



Describing With Words

There are many ways to measure things in nature. We like to use words, and say how tall and beautiful that tree is, or how majestic and high the eagle soars. But we measure in mathematics by using the proper **words**.

Words such as:

length	divide
height	point
breadth	line
circumference	ray
weight	angle
depth	intersecting line
shape	plane
design	parallel line
add	perpendicular
subtract	line
multiply	and many others

It is important to use the correct **words** when speaking of measurements. You might say, the length of the branch on the tree is three feet (.9 meters), or your height is _____. We like to use these measuring **words** to remind us of our Bible lessons. This is called making a spiritual parallel.

Comparing or Paralleling

As we look at nature we may say, "That is a tall tree, about 20 feet (6 meters) in height." We are growing tall in Jesus, also. How? By becoming more like Him in our characters. We are becoming more **prompt** in obedience." That is called making a **comparison**, or **parallel**. This would be a spiritual **parallel**. A literal **parallel** or **comparison** would be, "That tree is about the same height as our house."

Order or Arrangement

Mathematics has an **order**, or **arrangement**. Things can be compared by being larger/smaller, taller/shorter, etc., but all have an **order**, an **order** in size, shape, length, etc. A hummingbird has a basic size. God has an **order** in nature and His creatures. He also has an **order** or **arrangement** in character development. He brings into our life just the right trial at just the right time. Character qualities are achieved in a particular **order**. See II Peter 1:5-7.

Quantifying in Units

In mathematics things are broken into **units**. Inches, feet, yards (millimeters, meters); ounces and pounds (grams, kilogrammes); cups, pints, quarts, gallons (liters); etc. (Example: We may need to measure how many gallons (liters) of water are in our storage tank or how much time it takes to fill it.) In other words, a definite **quantity** as of length, time, volume or value. God knows the exact time and how long each trial in our lives needs to be. He knows the value they will be to us. We can be cooperative by being **prompt** to learn the lessons God designs the trials to teach us.

Estimation

We can measure by **estimation**. Such as: how long a row of carrots will be planted. But when we want to be.....

Exact Measuring

We need to use our rulers, and tape-measures. In our spiritual life God will make an **exact measurement** of our characters.

Let us be **prompt** in practicing obedience.

Weight

Weight is an important part of measuring. When we go to the grocery store we weigh our fruits and vegetables and usually pay by the pound (kilogram). God is **weighing** our lives in this measuring time. "*A just weight and balance are the Lord's: all the weights of the bag are his work.*" (Proverbs 16:11)

Some who have not been **prompt** to change their vile characters will hear the mournful words: "*Thou art weighed in the balances, and art found wanting.*" (Daniel 5:27)

Volume and Capacity

Volume and capacity usually go together in mathematics. If a jar had the **capacity** of a quart (liter), then the maximum **volume** of water which will fit in it is a quart (liter). So **volume** is the amount that is contained in a vessel, etc. **Capacity** is the maximum space allowed for contents in a vessel. God only measures us

according to the circumstances of our life. He takes everything into account. He is a very fair Judge.

Area

An **area** is the amount of surface included within limits, such as the **area** of a field, or a spider's web, etc.

In nature, and in everything around us, there are many geometric shapes and **areas**. Remember, the snowflake is a hexagon, and the earthworm is shaped like a cylinder. Geometry can teach us more about God. There are many fields of work in which geometry is needed, such as: architecture, carpentry, navigation, (air, land, sea, and space), designing, engineering, metalwork, and photography. Whatever **area** you work in this knowledge can be valuable.

Whatever **area** you work in you can be a disciple like Levi-Matthew with **prompt** obedience and good works.

